

Curtis Middle School



Town of Sudbury ADA Transition Plan

January 2021



Institute for Human Centered Design

200 Portland Street, Boston, MA 02114
www.IHCDesign.org • info@IHCDesign.org
617-695-1225 voice/ tty

Background

Year Built: 2000

Curtis Middle School is located at 22 Pratts Mill Road. It is a three-story building that serves Grades Six through Eight.

The main entrance is located on the southwest corner of the building. Provided floorplans indicate an additional four primary egress doors and eight secondary egress doors are located on the east, west and south sides of the building. Intercoms are available at the main entrance and at Door 15. Vertical access is provided by three (3) staircases and an elevator.

Parking is available on the north, east and west sides of the building. Outdoor amenities include picnic tables, bike racks and a library book drop-off receptacle. There is also a basketball court and multipurpose field on the east side of the school, and both a baseball and softball field on the south side of the school.

The first floor is the location for school reception and the principal's office, the health office which includes a single-user toilet room, additional single-user toilet rooms and both men's and women's multi-user toilet rooms. The first floor also houses the student cafeteria, a staff cafeteria, a health education room, the orchestra, band and chorus areas, an auditorium and stage with an accessible route to the stage, and the gymnasium with both men's and women's locker rooms. There is also a lost and found area, multiple eighth grade classrooms, a special education room, ESL room, art room with a kiln room, and a teacher planning room.

The second floor houses the school library with an office for a technology curriculum coach, a conference room, a computer lab and technology center, men's and women's multi-user toilet rooms, a student services area with guidance and psychiatrist offices, Grade Seven classrooms, a student services room and a special education room.

The third floor has Grade Six classrooms, men's and women's multi-user toilet rooms and a special education room.

Key Accessibility Issues

Exterior Access Routes

Accessibility issues with walkways around the school include excessive running slopes and lack of an accessible route to the book drop-off receptacle.

Parking

Accessibility issues with parking include lack of a sign with the designation "Van Accessible" at the van accessible parking spaces, and signs mounted lower than the minimum height allowed.

Toilet Rooms

Accessibility issues with toilet rooms include dispensers that protrude into the circulation path, block the minimum required clear floor space at the lavatory or that are mounted above a grab bar in accessible compartments. Additional issues include plumbing at lavatories that is not wrapped, doors at accessible compartments with a malfunctioning self-closing hinge, flush valves not mounted on the open or transfer side of the toilet, and urinals recessed more than two feet that lack the minimum required clear width at the urinal.

Locker Rooms

Accessibility issues with locker rooms include lack of an accessible changing room in the women's locker rooms and lack of a bench with back support in both the men's and women's locker rooms. A roll-in shower in the women's locker room lacks grab bars on two walls and a roll-in shower in the men's locker room is lacking one grab bar and has a second grab bar improperly located above the folding seat.

Classroom Sinks

Accessibility issues with sinks include lack of a sink with the minimum required knee and toe clearance positioned for a forward approach in the science preparation room and in the technology engineering room.

Doors

Accessibility issues with doors include lack of the minimum required pull-side maneuvering clearance at the exit from a first floor men's multi-user toilet room, lack of maneuvering clearance at multiple doors due to the location of stored objects, and door hardware that cannot be operated with a closed fist at the sliding door to the reception area.

Signage

Accessibility issues with signage include lack of or misplaced designation and egress signage including lack of the illuminated International Symbol of Accessibility (ISA) at exit signs where the exit leads directly to an exterior accessible route.

Dining and Work Surfaces

Accessibility issues include lack of three (3) dining surfaces in the cafeteria with the minimum required knee and toe clearance, lack of work surfaces in ten (10) classrooms with the minimum required knee and toe clearance, and lack of one (1) work surface in the science preparation room with the minimum required knee and toe clearance.

Areas of Sport Activity

Accessibility issues include lack of a firm, stable and slip resistant surface on the route to the area of sport activity at the soccer field, baseball field, softball field and basketball court. There is also lack of a firm, stable and slip resistant surface on the route to team seating and at the required clear floor space adjacent to the team seating.

Additional Accessibility Issues

- Lack of one (1) drinking fountain for a standing user and a drinking fountain for a seated user that lacks the minimum required knee and toe clearance.
- Lack of tactile stars on the elevator door jambs on the main floor.
- Lack of a picnic table with the minimum required knee and toe clearance located on an accessible route in the picnic area.
- A defibrillator protrudes into the circulation path.
- Lack of an assistive listening system in the auditorium.

Note: Where a sound system, microphone and/or speaker are integral to the use of the space, an assistive listening system (ALS) must be provided. If an assistive listening system is present, a sign indicating its availability is required.

Order of Magnitude Cost Estimates

- Renovate and provide exterior accessible routes: \$2,064
- Renovate toilet rooms: \$7,837
- Renovate locker rooms: \$8,318
- Provide and renovate signage: \$5,112
- Renovate doors (a power door is required in one toilet room): \$3,544
- Provide three (3) accessible dining surfaces and eleven (11) accessible work surfaces: \$11,180
- Provide two (2) accessible classroom sinks: \$3,372
- Renovate and provide accessible routes to areas of sport activity and at team seating: \$3,240
- Provide an assistive listening system: \$1,214
- Miscellaneous corrective actions (including renovating parking, providing a standing-height drinking fountain, assistive listening system, accessible picnic table, etc.): \$7,570






Total: \$53,451

Best Practice and Inclusive Design






Best practice and inclusive design recommendations include elements that are not required in the standards but may create enhanced experiences for all users.

- Recommend providing accessible designation signage at permanent rooms that lack signage.
- Recommend providing an adjustable height podium with knee and toe clearance in the auditorium.






**Town of Sudbury
Curtis Middle School**

ID	Location	Floor	Room	Element	Type	Photo	Issues	Current Measure	Recommendations	Quantity	Price	Cost Estimation
Approach and Entrance												
Exterior Access Route												
1	Parking 1 Lower Level A Opposite Main Entrance	Ext.		Exterior Access Route	Walkway		Running slope > 1:20 (5%)	12.4%	Reduce running slope to be no steeper than 1:20 (5%). (Cost based on adding asphalt to reduce slope at base of walkway.)	1	480	\$480
2	Parking 1 Lower Level B	Ext.		Exterior Access Route	Walkway		Running slope > 1:20 (5%)	15.7%	Reduce running slope to be no steeper than 1:20 (5%). (Cost based on adding asphalt to reduce slope at base of walkway.)	1	480	\$480
3	Egress Door 13	Ext.		Exterior Access Route	Walkway		Running slope > 1:20 (5%)	12%	Reduce running slope to be no steeper than 1:20 (5%). (Cost for adding concrete to correct pathway running slope.)	1	240	\$240
4	Egress Door 10	Ext.		Exterior Access Route	Exterior		Running slope > 1:20 (5%)	6.3%	Reduce running slope to 1;50 (2.00%) max. at door landing. (Cost for adding asphalt to correct pathway running slope.)	1	240	\$240
5	Parking 1 Opposite Main Entrance	Ext.		Exterior Access Route	Walkway		Route not maintained in operable working condition	-	Ensure the accessible route is maintained in operable working condition.	1	Labor	\$0






**Town of Sudbury
Curtis Middle School**

ID	Location	Floor	Room	Element	Type	Photo	Issues	Current Measure	Recommendations	Quantity	Price	Cost Estimation
6	Path Leading to Sitting Area at the Softball Field	Ext.		Exterior Access Route	Walkway		Route not maintained in operable working condition	-	Ensure the accessible route is maintained in operable working condition.	1	Labor	\$0
7	Main Entrance-Fire Box	Ext.		Exterior Access Route	Exterior		Accessible route not provided	-	Ensure an accessible route is provided. (Cost based on a 4' wide min. x 6' concrete route to fire box.)	1	384	\$384
8	Bike Racks	Ext.		Exterior Access Route	Walkway		Accessible route not provided	7.9%	Ensure an accessible route is provided. Reduce running slope at bike rack to 1:50 (2.00%) in all directions. (Cost based on adding concrete at bike rack to reduce slope.)	1	240	\$240
Off-Street Parking Lot or Garage												
9	Parking 1 Lower Level A Opposite Main Entrance	Ext.		Off-Street Parking Lot or Garage	N/A		Total # of parking Total # of designated accessible parking spaces Total # of designated van accessible spaces Sign does not have the designation "Van Accessible" Sign bottom < 60" above finished grade	225 3 1 - 53"	Add the designation "Van Accessible" to the sign located at the van accessible space. Locate sign with the bottom of the sign 60" above the ground.	1	500	\$500
10	Parking 1 Lower Level B	Ext.		Off-Street Parking Lot or Garage	N/A		Total # of designated accessible parking spaces Total # of designated van accessible spaces Sign does not have the designation "Van Accessible" Sign bottom < 60" above finished grade	1 1 - 54"	Add the designation "Van Accessible" to the sign located at the van accessible space. Locate sign with the bottom of the sign 60" above the ground.	1	500	\$500






**Town of Sudbury
Curtis Middle School**

ID	Location	Floor	Room	Element	Type	Photo	Issues	Current Measure	Recommendations	Quantity	Price	Cost Estimation
Emergency Exit												
11	Egress Door 9	1		Emergency Exit	N/A		Tactile sign not provided at emergency exit Tactile sign not provided at exit	-	Provide tactile exit signs with raised characters and braille at exit doors. Mount signs between 48"- 60" above the finished floor located on the latch side of the door.	1	232	\$232
12	Egress Door 5	1		Emergency Exit	N/A		Tactile sign not provided at exit	-	Provide tactile exit signs with raised characters and braille at exit doors. Mount signs between 48"- 60" above the finished floor located on the latch side of the door.	1	232	\$232
13	Main Entrance - Egress Door 1	1		Emergency Exit	N/A		Tactile sign not provided at exit Illuminated Int. Symbol of Acc. not provided (MAAB)	- -	Provide tactile exit signs with raised characters and braille at exit doors. Mount signs between 48"- 60" above the finished floor located on the latch side of the door. Provide an illuminated sign with the International Symbol of Accessibility.	1	432	\$432
14	Egress Door 4	1		Emergency Exit	N/A		Tactile sign not provided at exit Illuminated Int. Symbol of Acc. not provided (MAAB)	- -	Provide tactile exit signs with raised characters and braille at exit doors. Mount signs between 48"- 60" above the finished floor located on the latch side of the door. Provide an illuminated sign with the International Symbol of Accessibility.	1	432	\$432
Access to Goods and Services												
Means of Egress												
15	Egress Door 3	1		Means of Egress	N/A		Tactile exit sign not provided	-	Ensure tactile exit signs with raised characters and braille are provided at exit doors. Mount signs between 48"- 60" above the finished floor located on the latch side of the door.	1	232	\$232






**Town of Sudbury
Curtis Middle School**

ID	Location	Floor	Room	Element	Type	Photo	Issues	Current Measure	Recommendations	Quantity	Price	Cost Estimation
16	Music Lab/ Electronic Room	1	175	Means of Egress	N/A		Tactile exit sign not provided	-	Ensure tactile exit signs with raised characters and braille are provided at exit doors. Mount signs between 48"- 60" above the finished floor located on the latch side of the door.	1	232	\$232
17	Egress Door 15	1		Means of Egress	N/A		Tactile exit sign not provided Illuminated ISA symbol not provided (MAAB)	- -	Ensure tactile exit signs with raised characters and braille are provided at exit doors. Mount signs between 48"- 60" above the finished floor located on the latch side of the door. Provide an illuminated sign with the International Symbol of Accessibility.	1	432	\$432
18	Auditorium Egress Door 14	1	1320	Means of Egress	N/A		Tactile exit sign not provided Illuminated ISA symbol not provided (MAAB)	- -	Ensure tactile exit signs with raised characters and braille are provided at exit doors. Mount signs between 48"- 60" above the finished floor located on the latch side of the door. Provide an illuminated sign with the International Symbol of Accessibility.	1	432	\$432
19	Egress Door 8	1		Means of Egress	N/A		Tactile exit sign not provided Illuminated ISA symbol not provided (MAAB)	- -	Ensure tactile exit signs with raised characters and braille are provided at exit doors. Mount signs between 48"- 60" above the finished floor located on the latch side of the door. Provide an illuminated sign with the International Symbol of Accessibility.	1	432	\$432
20	Egress Door 11	1		Means of Egress	N/A		Tactile exit sign not provided Illuminated ISA symbol not provided (MAAB)	- -	Ensure tactile exit signs with raised characters and braille are provided at exit doors. Mount signs between 48"- 60" above the finished floor located on the latch side of the door. Provide an illuminated sign with the International Symbol of Accessibility	1	432	\$432






**Town of Sudbury
Curtis Middle School**

ID	Location	Floor	Room	Element	Type	Photo	Issues	Current Measure	Recommendations	Quantity	Price	Cost Estimation
21	Egress Door 10	1		Means of Egress	N/A		Tactile exit sign not provided Illuminated ISA symbol not provided (MAAB)	- - -	Ensure tactile exit signs with raised characters and braille are provided at exit doors. Mount signs between 48"- 60" above the finished floor located on the latch side of the door. Provide an illuminated sign with the International Symbol of Accessibility.	1	432	\$432
Interior Access Route												
22	Technology Center	2		Interior Access Route	N/A		Route < 36" wide	-	Ensure that a clear width of 36" min. is maintained at the accessible route.	1	Labor	\$0
23	Corridor Leading to More Counselor's Offices	2		Interior Access Route	N/A		Route < 36" wide	33"	Ensure that a clear width of 36" min. is maintained at the accessible route.	1	Labor	\$0
24	Auditorium	1	1320	Interior Access Route	N/A		Obstructed by protruding objects	36"	Relocate defibrillator or provide a cane-detectable barrier.	1	306	\$306
Doors, Doorways, & Gates												
25	Single-User Toilet Room	1		Doors, Doorways, & Gates	Toilet Room		Maneuvering clearance(s) not provided	-	Remove the table to provide 18" min. pull-side maneuvering clearance at door.	1	Labor	\$0






**Town of Sudbury
Curtis Middle School**

ID	Location	Floor	Room	Element	Type	Photo	Issues	Current Measure	Recommendations	Quantity	Price	Cost Estimation
26	Men's Toilet Room	1		Doors, Doorways, & Gates	Toilet Room		Maneuvering clearance(s) not provided	14.75"	Provide an automatic door opener.	1	3060	\$3060
27	Principal's Office	1		Doors, Doorways, & Gates	Office		Maneuvering clearance(s) not provided	-	Remove the mailbox to provide 18" min. pull-side maneuvering clearance at door.	1	Labor	\$0
28	Stair 2	2		Doors, Doorways, & Gates	Circulation		Maneuvering clearance(s) not provided	-	Remove stored items to provide 18" min. pull side maneuvering clearance at door.	1	Labor	\$0
29	Grade 7 Technology Engineering	2	260	Doors, Doorways, & Gates	Classroom		Maneuvering clearance(s) not provided	-	Remove the desk to provide maneuvering clearance.	1	Labor	\$0
30	Grade 6 Guidance Councilor	2		Doors, Doorways, & Gates	Office		Maneuvering clearance(s) not provided	13.75"	Remove shelves to provide 18" min. pull-side maneuvering clearance at door.	1	Labor	\$0






**Town of Sudbury
Curtis Middle School**

ID	Location	Floor	Room	Element	Type	Photo	Issues	Current Measure	Recommendations	Quantity	Price	Cost Estimation
31	Grade 7 SS	2	215	Doors, Doorways, & Gates	Classroom		Maneuvering clearance(s) not provided	-	Remove trash can to provide 12" min. push-side maneuvering clearance at door.	1	Labor	\$0
32	Music Band	1	184	Doors, Doorways, & Gates	Classroom		Maneuvering clearance(s) not provided	-	Remove file cabinet to provide 18" min. pull-side maneuvering clearance.	1	Labor	\$0
33	Reception	1		Doors, Doorways, & Gates	Other		Hardware not operable with a closed fist	2"	Provide hardware that can be operable with one hand and not require tight grasping, pinching, or twisting of the wrist. Note: Adding an additional handle to the horizontal metal portion of the door above the existing hardware could result in a door opening solution that could be used without requiring tight grasping, pinching or twisting of the wrist.)	1	484	\$484
34	Principal	1		Doors, Doorways, & Gates	Classroom		Door requires > 5 lbs. of force to open	10 lbs.	Adjust closers so doors do not require more than 5 pounds of force to open.	1	Labor	\$0
35	Reception	1		Doors, Doorways, & Gates	Other		Door requires > 5 lbs. of force to open	11 lbs.	Adjust closers so doors do not require more than 5 pounds of force to open.	1	Labor	\$0






**Town of Sudbury
Curtis Middle School**

ID	Location	Floor	Room	Element	Type	Photo	Issues	Current Measure	Recommendations	Quantity	Price	Cost Estimation
Elevator												
36	Elevator	1		Elevator	Interior		Tactile stars not provided at main entry level	-	Provide a tactile star on both sides of jambs at main floor. At other floors, provide appropriate number. Provide a tactile star at the main floor on the control panel within the car.	2	96	\$192
Signage												
37	Cafeteria	1		Signage	Designation		Raised characters not provided on sign Braille not provided on sign	- -	Provide text with raised characters duplicated in braille on sign.	1	232	\$232
38	Auditorium/ Gymnasium Doorway	1		Signage	Designation		Raised characters not provided on sign Braille not provided on sign	- -	Provide text with raised characters duplicated in braille on sign.	1	232	\$232
39	Technology Center	2		Signage	Designation		Raised characters not provided on sign Braille not provided on sign	- -	Provide text with raised characters duplicated in braille on sign. (Ensure signs are up-to-date and that accurate raised characters and braille are provided.)	1	232	\$232
40	Kitchen	1		Signage	Designation		Braille not provided on sign	-	Provide braille on sign.	1	232	\$232






**Town of Sudbury
Curtis Middle School**

ID	Location	Floor	Room	Element	Type	Photo	Issues	Current Measure	Recommendations	Quantity	Price	Cost Estimation
41	Men's Toilet Room	1		Signage	Designation		Braille not provided on sign	-	Provide braille on sign.	1	232	\$232
42	Custodian	1		Signage	Designation		Sign not located on the latch side of the door	-	Locate sign at permanent rooms alongside the door on the latch side.	1	Labor	\$0
43	Grade 8 Bridges Program	1	106	Signage	Designation		Sign not located on the latch side of the door	-	Locate sign at permanent rooms alongside the door on the latch side.	1	Labor	\$0
44	Grade 8 Green SS	1	115	Signage	Designation		Sign not located on the latch side of the door	-	Locate sign at permanent rooms alongside the door on the latch side.	1	Labor	\$0
45	Grade 7 SpED LEAP	2	206	Signage	Designation		Sign not located on the latch side of the door	-	Locate sign at permanent rooms alongside the door on the latch side.	1	Labor	\$0






**Town of Sudbury
Curtis Middle School**

ID	Location	Floor	Room	Element	Type	Photo	Issues	Current Measure	Recommendations	Quantity	Price	Cost Estimation
Operable Parts												
46	Main Entrance - Library Book Return	Ext.		Operable Parts	Other		Not operable with a closed fist	-	Provide hardware that can be operable with one hand and not require tight grasping, pinching, or twisting of the wrist.	1	200	\$200
Dining or Work Surfaces												
47	Cafeteria	1		Dining or Work Surfaces	Dining Surface		At least one or 5% accessible tables not provided	-	Ensure that at least 5% of dining or work surfaces are accessible.(Cost based on three accessible dining surfaces.)	3	1100	\$3300
48	Grade 8 Special Ed Skills	1	147	Dining or Work Surfaces	Work Surface		At least one or 5% accessible tables not provided	-	Ensure that at least one work surface is accessible.	1	700	\$700
49	Grade 6 SS Class	3	309	Dining or Work Surfaces	Work Surface		At least one or 5% accessible tables not provided	-	Ensure that at least one work surface is accessible.	1	700	\$700
50	Grade 6 Science Class	3	306	Dining or Work Surfaces	Work Surface		At least one or 5% accessible tables not provided	-	Ensure that at least one work surface is accessible.	1	700	\$700






**Town of Sudbury
Curtis Middle School**

ID	Location	Floor	Room	Element	Type	Photo	Issues	Current Measure	Recommendations	Quantity	Price	Cost Estimation
51	Grade 6 ELA Class	3	318	Dining or Work Surfaces	Work Surface		At least one or 5% accessible tables not provided	-	Ensure that at least one work surface is accessible.	1	700	\$700
52	Computer Lab	2	269	Dining or Work Surfaces	Work Surface		At least one or 5% accessible tables not provided	25.5"	Ensure that at least one work surface is accessible.	1	700	\$700
53	Grade 7 SpED LEAP	2	206	Dining or Work Surfaces	Work Surface		At least one or 5% accessible tables not provided	-	Ensure that at least one work surface is accessible.	1	700	\$700
54	Grade 7 ELA	2	212	Dining or Work Surfaces	Work Surface		At least one or 5% accessible tables not provided	-	Ensure that at least one work surface is accessible.	1	700	\$700
55	Grade 7 SS	2	215	Dining or Work Surfaces	Work Surface		At least one or 5% accessible tables not provided	-	Ensure that at least one work surface is accessible.	1	700	\$700





**Town of Sudbury
Curtis Middle School**

ID	Location	Floor	Room	Element	Type	Photo	Issues	Current Measure	Recommendations	Quantity	Price	Cost Estimation
56	Learning Center	2	221	Dining or Work Surfaces	Work Surface		At least one or 5% accessible tables not provided	-	Ensure that at least one work surface is accessible.	1	700	\$700
57	Music Lab/ Electronic Room	1	175	Dining or Work Surfaces	Work Surface		At least one or 5% accessible tables not provided	26"	Ensure that at least one work surface is accessible.	1	700	\$700
Assembly Area												
58	Auditorium	1	1320	Assembly Area	N/A		Assistive listening devices not provided	-	If audible communication is integral to the use of the space, provide an assistive listening system.	1	1214	\$1214
59	Library	2		Assembly Area	N/A		Assistive listening devices not provided	-	If audible communication is integral to the use of the space, provide an assistive listening system.	1	1214	\$1214
Locker Room												
60	Women's Locker Room	1		Locker Room	Women's		5% of changing rooms are not accessible	32"	Provide an accessible changing room.	1	5866	\$5866






**Town of Sudbury
Curtis Middle School**

ID	Location	Floor	Room	Element	Type	Photo	Issues	Current Measure	Recommendations	Quantity	Price	Cost Estimation
61	Men's Locker Room	1		Locker Room	Men's		Back support not provided at bench	-	Provide at least one bench with back support or that is affixed to a wall with room on the side to transfer.	1	200	\$200
62	Women's Locker Room	1		Locker Room	Women's		Back support not provided at bench	-	Provide at least one bench with back support or that is affixed to a wall with room on the side to transfer.	1	200	\$200
Laboratory												
63	Science Prep	1		Laboratory	Other		At least one (or 5%) acc. work surface not provided	24.25"	Alter so that 5% of work surfaces (at least one) are 28"- 34" above the floor with knee and toe clearance positioned for a forward approach.	1	880	\$880
64	Science Room	1		Laboratory	Other		Emergency shower out of reach range	-	Lower the shower pull to 48" max. above the floor.	1	Labor	\$0
65	Science Room	1		Laboratory	Other		Emergency shower out of reach range	56"	Lower the shower pull to 48" max. above the floor.	1	Labor	\$0






**Town of Sudbury
Curtis Middle School**

ID	Location	Floor	Room	Element	Type	Photo	Issues	Current Measure	Recommendations	Quantity	Price	Cost Estimation
66	Grade 8 Green Science	1	127	Laboratory	Other		Emergency shower out of reach range	58.75"	Lower the shower pull to 48" max. above the floor.	1	Labor	\$0
Picnic Tables												
67	Main Entrance	Ext.		Picnic Tables	N/A		At least 5% accessible spaces not provided Picnic table not on an accessible route	- -	Ensure that at least 5% (minimum one) of picnic tables are accessible. Ensure that the accessible picnic table is connected to an accessible route.	1	1400	\$1400
Exterior Benches												
68	Bench at Bike Rack	Ext.		Exterior Benches	N/A		No accessible route to one bench in area	-	Relocate bench to an accessible route.	1	Labor	\$0
Toilet & Bathing Rooms												
Lavatory												
69	Women's Toilet Room Near Cafeteria and Locker Rooms	1		Lavatory	N/A		Clear floor space not provided at lavatory	-	Provide at least one lavatory with a 30" min. by 48" min. clear floor space positioned for a forward approach. (Relocate the paper towel dispenser out of the clear floor space in front of the lavatory that is made accessible.)	1	353	\$353






**Town of Sudbury
Curtis Middle School**

ID	Location	Floor	Room	Element	Type	Photo	Issues	Current Measure	Recommendations	Quantity	Price	Cost Estimation
70r	Men's Toilet Room Near Cafeteria and Locker Rooms	1		Lavatory	N/A		Clear floor space not provided at lavatory	- -	Provide at least one lavatory with a 30" min. by 48" min. clear floor space positioned for a forward approach. (Relocate the paper towel dispenser out of the clear floor space in front of the lavatory that is made accessible.)	1	353	\$353
71	Men's Toilet Room	1		Lavatory	N/A		Plumbing underneath is exposed	-	Insulate or otherwise configure pipes to prevent contact for at least one lavatory.	1	92	\$92
72	Men's Locker Room	1		Lavatory	N/A		Plumbing underneath is exposed	-	Insulate or otherwise configure pipes to prevent contact for at least one lavatory.	1	92	\$92
73	Women's Locker Room	1		Lavatory	N/A		Plumbing underneath is exposed	-	Insulate or otherwise configure pipes to prevent contact for at least one lavatory.	1	92	\$92
74	Women's Toilet Room Section A	1		Lavatory	N/A		Plumbing underneath is exposed	-	Insulate or otherwise configure pipes to prevent contact for at least one lavatory.	1	92	\$92






**Town of Sudbury
Curtis Middle School**

ID	Location	Floor	Room	Element	Type	Photo	Issues	Current Measure	Recommendations	Quantity	Price	Cost Estimation
Single-User Toilet												
75	Lavatory - Health Office	1		Single-User Toilet	N/A		Flush control not on open side	-	Relocate the flush control to the open side.	1	374	\$374
76	Single-User Toilet Room	1		Single-User Toilet	N/A		Flush control not on open side	-	Relocate the flush control to the open side.	1	374	\$374
77	Toilet Room 2 Section A	1		Single-User Toilet	N/A		Flush control not on open side	-	Relocate the flush control to the open side.	1	374	\$374
78	Single-User Toilet Room	1		Single-User Toilet	N/A		Non-compliant paper towel dispenser.		Relocate dispenser from above grab bar.	1	353	\$353
Toilet Compartment												
79	Men's Toilet Room	1		Toilet Compartment	Accessible Compartment		Door has malfunctioning self-closing hinge	-	Repair hinge.	1	Labor	\$0






**Town of Sudbury
Curtis Middle School**

ID	Location	Floor	Room	Element	Type	Photo	Issues	Current Measure	Recommendations	Quantity	Price	Cost Estimation
80	Men's Locker Room Accessible Compartment	1		Toilet Compartment	Accessible Compartment		Door has malfunctioning self-closing hinge	-	Repair hinge.	1	Labor	\$0
81	Women's Toilet Room Near Cafeteria and Locker Rooms	1		Toilet Compartment	Accessible Compartment		Door has malfunctioning self-closing hinge	-	Repair hinge.	1	Labor	\$0
82	Men's Toilet Room Near Cafeteria and Locker Rooms	1		Toilet Compartment	Accessible Compartment		Door has malfunctioning self-closing hinge	-	Repair hinge.	1	Labor	\$0
83	Women's Toilet Room Section A	1		Toilet Compartment	Accessible Compartment		Door has malfunctioning self-closing hinge	-	Repair hinge.	1	Labor	\$0
84	Men's Toilet Room	3		Toilet Compartment	Accessible Compartment		Door has malfunctioning self-closing hinge	-	Repair hinge.	1	Labor	\$0






**Town of Sudbury
Curtis Middle School**

ID	Location	Floor	Room	Element	Type	Photo	Issues	Current Measure	Recommendations	Quantity	Price	Cost Estimation
85	Women's Toilet Room	3		Toilet Compartment	Accessible Compartment		Door has malfunctioning self-closing hinge	-	Repair hinge.	1	Labor	\$0
86	Women's Toilet Room	2		Toilet Compartment	Accessible Compartment		Door has malfunctioning self-closing hinge	-	Repair hinge.	1	Labor	\$0
87	Men's Toilet Room	2		Toilet Compartment	Accessible Compartment		Door has malfunctioning self-closing hinge	-	Repair hinge.	1	Labor	\$0
88	Men's Toilet Room	2		Toilet Compartment	Accessible Compartment		Door has malfunctioning self-closing hinge	-	Repair hinge.	1	Labor	\$0
89	Women's Toilet Room	2		Toilet Compartment	Accessible Compartment		Door has malfunctioning self-closing hinge	-	Repair hinge.	1	Labor	\$0






**Town of Sudbury
Curtis Middle School**

ID	Location	Floor	Room	Element	Type	Photo	Issues	Current Measure	Recommendations	Quantity	Price	Cost Estimation
90	Women's Locker Room	1		Toilet Compartment	Accessible Compartment		Flush control not on open side	-	Provide the flush control on the open side of the toilet (transfer side).	1	374	\$374
91	Women's Toilet Room Near Cafeteria and Locker Rooms	1		Toilet Compartment	Accessible Compartment		Flush control not on open side	-	Provide the flush control on the open side of the toilet (transfer side).	1	374	\$374
92	Women's Toilet Room	2		Toilet Compartment	Accessible Compartment		Flush control not on open side	-	Provide the flush control on the open side of the toilet (transfer side).	1	374	\$374
93	Women's Toilet Room	3		Toilet Compartment	Accessible Compartment		Non-compliant toilet paper dispenser	-	Relocate toilet paper so that it is 24" min. high, located under the grab bar, and between 7" and 9" from the front of the toilet./Replace dispenser as it does not allow continuous paper flow.	1	353	\$353
Urinal												
94	Men's Toilet Room	1		Urinal	N/A		Urinal recessed > 24" has > 36" clear width	33"	If urinal is recessed greater than 24" ensure there is a clear width of 36".	1	353	\$353






**Town of Sudbury
Curtis Middle School**

ID	Location	Floor	Room	Element	Type	Photo	Issues	Current Measure	Recommendations	Quantity	Price	Cost Estimation
95	Men's Toilet Room	3		Urinal	N/A		Urinal recessed > 24" has > 36" clear width	30.25"	If urinal is recessed greater than 24" ensure there is a clear width of 36".	1	353	\$353
96	Men's Toilet Room	2		Urinal	N/A		Urinal recessed > 24" has > 36" clear width	31.25"	If urinal is recessed greater than 24" ensure there is a clear width of 36".	1	353	\$353
Dispensers												
97	Grade 7 Technology Engineering	2	260	Dispensers	Paper Towel Dispenser		Controls > 42" high	50"	If it is used by students, relocate paper towel dispenser so the operable part is 42" max. above the finished floor.	1	256	\$256
98	Single-User Toilet Room	1		Dispensers	Paper Towel Dispenser		Dispenser acts as a protruding object	-	Relocate dispenser out of the circulation path or provide a cane-detectible barrier under the dispenser.	1	306	\$306
99	Single-User Toilet Room	1		Dispensers	Hand Dryer		Dispenser acts as a protruding object	-	Relocate dispenser out of the circulation path or provide a cane-detectible barrier under the dispenser.	1	306	\$306






**Town of Sudbury
Curtis Middle School**

ID	Location	Floor	Room	Element	Type	Photo	Issues	Current Measure	Recommendations	Quantity	Price	Cost Estimation
100	Women's Toilet Room Near Cafeteria and Locker Rooms	1		Dispensers	Paper Towel Dispenser		Dispenser acts as a protruding object	-	Relocate dispenser out of the circulation path or provide a cane-detectible barrier.	1	306	\$306
101	Men's Toilet Room Near Cafeteria and Locker Rooms	1		Dispensers	Paper Towel Dispenser		Dispenser acts as a protruding object	-	Relocate dispenser out of the circulation path or provide a cane-detectible barrier.	1	306	\$306
102	Men's Toilet Room	3		Dispensers	Paper Towel Dispenser		Dispenser acts as a protruding object	-	Relocate dispenser out of the circulation path or provide a cane-detectible barrier.	1	306	\$306
103	Women's Toilet Room	2		Dispensers	Paper Towel Dispenser		Dispenser acts as a protruding object	-	Relocate paper towel dispenser out of the circulation path or provide a cane-detectible barrier.	1	306	\$306
104	Men's Toilet Room	2		Dispensers	Paper Towel Dispenser		Dispenser acts as a protruding object	-	Relocate paper towel dispenser out of the circulation path or provide a cane-detectible barrier.	1	306	\$306






**Town of Sudbury
Curtis Middle School**

ID	Location	Floor	Room	Element	Type	Photo	Issues	Current Measure	Recommendations	Quantity	Price	Cost Estimation
105	Men's Toilet Room	2		Dispensers	Paper Towel Dispenser		Dispenser acts as a protruding object	-	Relocate paper towel dispenser out of the circulation path or provide a cane-detectible barrier.	1	306	\$306
106	Men's Toilet Room	1		Dispensers	Paper Towel Dispenser		Dispenser acts as a protruding object	-	Relocate dispenser out of the circulation path or provide a cane-detectible barrier under the dispenser.	1	306	\$306
Shower Compartment												
107	Women's Locker Room	1		Shower Compartment	Roll-In Type		Grab bars not provided	-	Provide compliant grab bars. For a roll-in shower with a seat, grab bars shall be provided on the back wall and side wall opposite the seat.	1	898	\$898
108	Men's Locker Room	1		Shower Compartment	Roll-In Type		Grab bars not provided Grab bars mounted in wrong location	- -	Provide grab bar on back wall. Ensure grab bars are not provided over the seat. For a roll-in shower with a seat, grab bars shall be provided on the back wall and side wall opposite the seat.	1	1154	\$1154
Additional Access												
Drinking Fountains												
109	Drinking Fountain Next to 301	3		Drinking Fountains	Low		No drinking fountain provided for standing users Knee or toe clearance not provided	- 25"	Provide an additional drinking fountain for standing users or install a Hi-Lo drinking fountain. Provide knee and toe clearance, 27" min. high at drinking fountain for seated users. (Cost based on a new Hi-Lo fountain.)	1	4216	\$4216





**Town of Sudbury
Curtis Middle School**

ID	Location	Floor	Room	Element	Type	Photo	Issues	Current Measure	Recommendations	Quantity	Price	Cost Estimation
Sink												
110	Science Prep	1		Sink	Lab		Toe and knee clearances not provided	-	If the sinks in this area are used by students, ensure there is a 27" knee clearance positioned for a forward approach at at least one sink in the lab.	1	1686	\$1686
111	Grade 7 Technology Engineering	2	260	Sink	Classroom		Toe and knee clearances not provided	-	If the sink in this area is used by students, ensure there is a 27" knee clearance positioned for a forward approach.	1	1686	\$1686
Play and Sport Areas												
Field												
112	Baseball Team Seating 1	Ext.		Field	Baseball		Accessible spaces not provided at team seating	-	Provide a firm, stable and slip resistant path and surface 48" wide min. to the baseball field team seating and at a 36" x 48" clear floor space by the team seating. (Cost based on an asphalt path and patch by the bench positioned to allow shoulder alignment with a person seated at the bench for someone using a wheeled mobility device.)	1	360	\$360
113	Baseball Team Seating 2	Ext.		Field	Baseball		Accessible spaces not provided at team seating	-	Provide a firm, stable and slip resistant path and surface 48" wide min. to the baseball field team seating and at a 36" x 48" clear floor space by the team seating. (Cost based on an asphalt path and patch by the bench positioned to allow shoulder alignment with a person seated at the bench for someone using a wheeled mobility device.)	1	360	\$360
114	Team Seating 1 at Softball Field	Ext.		Field	Softball		Accessible spaces not provided at team seating	-	Provide a firm, stable and slip resistant path and surface 48" wide min. to the softball field team seating and at a 36" x 48" clear floor space by the team seating. (Cost based on an asphalt path and patch by the bench positioned to allow shoulder alignment with a person seated at the bench for someone using a wheeled mobility device.)	1	360	\$360

**Town of Sudbury
Curtis Middle School**

ID	Location	Floor	Room	Element	Type	Photo	Issues	Current Measure	Recommendations	Quantity	Price	Cost Estimation
115	Team Seating 2 at Softball Field	Ext.		Field	Softball		Accessible spaces not provided at team seating	-	Provide a firm, stable and slip resistant path and surface 48" wide min. to the softball field team seating and at a 36" x 48" clear floor space by the team seating. (Cost based on an asphalt path and patch by the bench positioned to allow shoulder alignment with a person seated at the bench for someone using a wheeled mobility device.)	1	360	\$360
116	Softball Field Entrance by Team Seating 2	Ext.		Field	Softball		Field not connected to an accessible route	17.9%	Provide an accessible route to the edge of sport activity at the softball field. Provide a firm, stable and slip resistant surface 48" wide min. with a max. running slope of 1:20 (5.00%) and a max. cross slope of 1:50 (2.00%).	1	480	\$480
117	Softball Field Entrance by Team Seating 2	Ext.		Field	Softball		Field not connected to an accessible route	8.25"	Reduce change in level to 1/2" max.	1	Labor	\$0
Play and Sport Areas												
Field												
118	Team Seating at the Soccer Field	Ext.		Field	Soccer		Accessible spaces not provided at team seating	-	Provide a firm, stable and slip resistant path and surface 48" wide min. to the soccer field team seating and at a 36" x 48" clear floor space by the team seating. (Cost based on an asphalt path and patch by the bench positioned to allow shoulder alignment with a person seated at the bench for someone using a wheeled mobility device.)	1	360	\$360
119	Open Field Entrance	Ext.		Field	Soccer		Field not connected to an accessible route	6.8%	Provide an accessible route to the edge of sport activity at the soccer field. Provide a firm, stable and slip resistant surface 48" wide min. with a max. running slope of 1:20 (5.00%) and a max. cross slope of 1:50 (2.00%).	1	480	\$480

**Town of Sudbury
Curtis Middle School**

ID	Location	Floor	Room	Element	Type	Photo	Issues	Current Measure	Recommendations	Quantity	Price	Cost Estimation
Court												
120	Basketball Court	Ext.		Court	Basketball		Court is not connected to an accessible route	10.4%	Provide an accessible route to the edge of sport activity at the basketball court. Provide a firm, stable and slip resistant surface 48" wide min. with a max. running slope of 1:20 (5.00%) and a max. cross slope of 1:50 (2.00%).	1	480	\$480
Best Practice												
Egress Walkway												
121	Egress Door 9	1		Egress Walkway	N/A				Recommend extending walkway from egress door to paved surface.	1	-	\$0
122	Egress Door 6 - 9	Ext.		Egress Walkway	N/A				Recommend extending walkway from egress door to paved surface.	1	-	\$0
Podium												
123	Auditorium	1	1320	Podium	N/A				Recommend providing an adjustable height podium with knee and toe clearance.	1	-	\$0

Haynes Elementary School



Town of Sudbury ADA Transition Plan

April 2021



Institute for Human Centered Design

200 Portland Street, Boston, MA 02114
www.IHCDesign.org • info@IHCDesign.org
617-695-1225 voice/ tty

Background

Year Built: 1998

Haynes Elementary School is located at 169 Haynes Road and provides instruction for students from kindergarten to the fifth grade.

The school building is one story. The main entrance and egress, which is accessible, is located on the west side of the building. There are 12 additional public accessible exits and five inaccessible public exits.

Areas on the first floor include kindergarten through fifth grade classrooms, the main office, a health clinic, a library, an occupational therapy and physical therapy office, a Spanish classroom, an art classroom, an auditorium/cafeteria, a music classroom, a speech classroom, an English as a second language room, a psychologist's office, a gym, a classroom for the Steps Program, learning center classrooms for students in different grades and two classrooms for a one-on-one program called the Partners Program (located on the east side of the school). The auditorium/cafeteria is also used for after school programs and school committee meetings. Toilet rooms are provided in the partners program classrooms, in the kindergarten classrooms and in the corridors.

Note: Because it was filled with stored items on the day of survey, the single-user shower room by the health office was unable to be surveyed.

There are three parking areas: a small parking lot by the main entrance on the northeast side, a larger parking lot on the southeast side, and a smaller parking lot on the southwest side.

Outdoor amenities include a baseball field, two soccer fields, picnic tables, benches, a bike rack, two basketball courts, a four square court, a large playground on the north side and a smaller playground on the southwest side.

Key Accessibility Issues

Exterior Access Routes

Accessibility issues with the walkways and sidewalks surrounding the school include excessive cross slopes, excessive changes in level, surface openings that are greater than 1/2", and areas that lack a stable, firm and slip resistant surface. There is also lack of an accessible route to a bike rack and bench.

Curb Ramps

Accessibility issues include lack of curb ramps, lack of a landing, and lack of a surface that is stable, firm and slip resistant.

Parking

Accessibility issues include lack of one car accessible parking space with a marked access aisle and sign in the southeast lot, and lack of a sign with the designation "Van Accessible" at the van accessible parking space in the southwest parking lot.

Signage

Accessibility issues include lack of designation, directional and egress signs, including the lack of an illuminated sign with the International Symbol of Accessibility (ISA) at five accessible egress doors.

Interior Accessible Routes

Accessibility issues include protruding objects, lack of the minimum required clear width, and mats that are not secured.

Doors

Accessibility issues include lack of maneuvering clearance at doors.

Stairs

Accessibility issues include lack of handrails at stairs in the library and auditorium.

Dining and Work Surfaces

Accessibility issues include tables that lack knee and toe clearance in several locations.

Assistive Listening System

An assistive listening system is not provided in the auditorium. If audible communication is integral to the use of the space, an assistive listening system is required. If an assistive listening system is present, a sign indicating its availability is required.

Picnic Tables

Accessibility issues include lack of an accessible picnic table in one location and lack of an accessible route to picnic tables in two locations.

Toilet Rooms

Key accessibility issues with toilet rooms include lavatories that lack knee and toe clearance, lavatories with exposed plumbing, dispensers mounted over grab bars, wheelchair compartment doors that have a malfunctioning self-closing hinge, and urinals that lack clear floor space. Other common issues include dispensers that protrude into the circulation path, and mirrors and coat hooks that are mounted higher than allowed.

Drinking Fountains

Accessibility issues include lack of drinking fountains for standing users in four (4) locations and lack of the minimum required knee and toe clearance at two (2) drinking fountains for seated users. In addition, the exterior drinking fountain was not functional on the day of survey and it lacks a clear floor space positioned for a forward approach.

Sinks

Accessibility issues with sinks include sinks that lack the minimum required knee and toe clearance in fifteen classrooms, the occupational therapy/physical therapy (OT/PT) room, the health office and cafeteria.

Playgrounds

Accessibility issues include lack of an accessible route to the playground north of the basketball court; lack of an accessible route around this playground, around the southwest playground and on the north side of the central play area; and lack of an impact-attenuating accessible route to and around each play

component in the playground north of the basketball court and in the southwest playground.

Areas of Sport Activity

Accessibility issues include lack of an accessible route to two soccer fields and a baseball field.

Additional Accessibility Issues

- Lack of an accessible route to one bench by the birdbath.

Order of Magnitude Cost Estimates

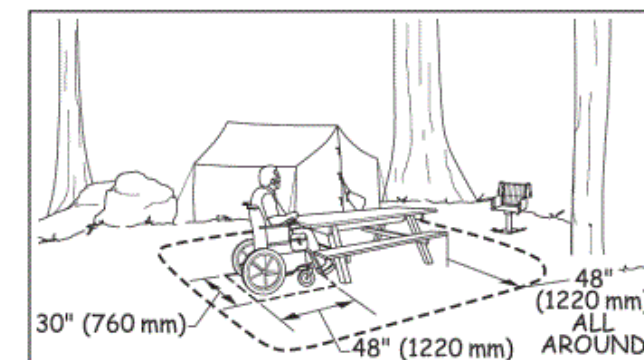
- Renovate exterior routes: \$2,820
- Renovate and provide curb ramps: \$8,832
- Renovate accessible parking spaces: \$2,850
- Provide compliant signage: \$9,328
- Relocate objects or provide cane detectable barriers at protruding objects: \$2,342
- Install one automatic door opener to the psychologist's office: \$3,060
- Install handrails in the library and auditorium at two stairs: \$2,200
- Provide compliant dining and work surfaces: \$3,600
- Provide an assistive listening system in the auditorium: \$6,250
- Provide one accessible picnic table and an accessible route to an existing picnic table: \$1,640
- Provide an accessible route to one bench by the birdbath: \$1,200
- Renovate toilet rooms: \$13,263
- Renovate and provide drinking fountains: \$20,448
- Renovate classroom sinks, the cafeteria sink, OT/PT sink and the health office sink: \$31,984
- Provide accessible routes to and around playgrounds and to play components: \$70,696
- Provide an accessible route to the soccer fields and baseball field: \$4,960

Total: \$185,473

Best Practice and Inclusive Design

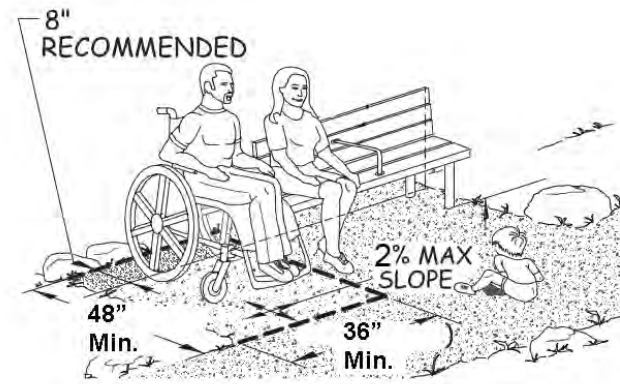
Best practice and inclusive design recommendations include elements that are not required in the standards but may create enhanced experiences for all users.

- Recommend providing accessible signage on the latch side of the door at all permanent rooms that lack signs.
- Recommend providing directional signage to the accessible route to the stage.
- Recommend locating some coat hooks in the main corridor within recommended children's reach ranges between 40" and 44" high for students in the kindergarten through the fifth grade.
- Recommend providing an accessible walkway from each ground level classroom exit door to the north walkway.
- Recommend providing a 10" high solid surface kickplate on the push side of the gate to the southwest playground.
- Recommend providing a 48" wide accessible route around the entire picnic table at each accessible picnic table. See the following image:



- Recommend providing a 36" x 48" space alongside one bench positioned so that a person using a wheelchair can sit shoulder to shoulder with someone seated on the bench. See following image:

Haynes Elementary School








- Recommend providing a variety of benches, including benches with backs and armrests.






Figure 1: Lines in the following aerial view represent a recommended layout of exterior accessible routes that are required at Haynes Elementary School. White lines represent asphalt routes, yellow lines represent poured-in-place rubber routes within playgrounds and blue lines represent stone dust walkways to areas of sport activity.








**Town of Sudbury
Haynes Elementary School**

ID	Location	Floor	Room	Element	Type	Photo	Issues	Current Measure	Recommendations	Quantity	Price	Cost Estimation
Approach and Entrance												
Exterior Access Route												
1	Exit From Corridor by Rooms 22 and 23	Ext.		Exterior Access Route	Walkway		Surface openings > 1/2" Level changes > 1/4"	1.75" 1"	Alter change in level to be 1/4" high max. and ensure that surface openings are no greater than 1/2". (Cost estimate for asphalt.)	1	320	\$320
2	Walkway by Exit Door 3	Ext.		Exterior Access Route	Walkway		Surface openings > 1/2" Surface is not stable, firm, and slip-resistant	1.5" -	Repair gaps in surface.	1	160	\$160
3	Rear Southwest Parking Lot Accessible Parking Space	Ext.		Exterior Access Route	Sidewalk		Cross slope > 1:50 (2.00%)	9.4%	Reduce cross slope to be no steeper than 1:50 (2.00%). (Cost for 10' long by 5' wide asphalt area.)	1	500	\$500
4	Walkway by Exit Door 6	Ext.		Exterior Access Route	Exterior		Level changes > 1/4"	-	Alter change in level to be 1/4" high max.	1	160	\$160
5	Sidewalk by Exit Door 9 to Accessible Parking Space in Rear Lot	Ext.		Exterior Access Route	Sidewalk		Level changes > 1/4"	1"	Alter change in level to be 1/4" high max. (Cost estimate for asphalt.)	1	160	\$160






**Town of Sudbury
Haynes Elementary School**

ID	Location	Floor	Room	Element	Type	Photo	Issues	Current Measure	Recommendations	Quantity	Price	Cost Estimation
6	Area by Exit Door 11	Ext.	9	Exterior Access Route	Walkway		Surface is not stable, firm, and slip-resistant	-	Repair surface.	1	160	\$160
7	Walkway by Exit From Corridor by Rooms 22 and 23	Ext.		Exterior Access Route	Walkway		Surface is not stable, firm, and slip-resistant	-	Repair surface at gate.	1	160	\$160
8	Exit Door 10 From Partners Program (Grades 3-5)	Ext.	8	Exterior Access Route	Walkway		Surface is not stable, firm, and slip-resistant	-	Repair surface at transition between concrete and asphalt.	1	160	\$160
9	Bike Rack by Exit Door 3	Ext.		Exterior Access Route	Walkway		Accessible route not provided	-	Ensure an accessible route is provided to the bike rack. (Cost estimate for a 6' long 4' wide asphalt route.)	1	240	\$240
10	Picnic Table and Bench Area	Ext.		Exterior Access Route	Exterior		Accessible route not provided	-	Provide an accessible route to one picnic table and one bench in this area. (Cost estimate for 20' long 4' wide asphalt route.)	1	800	\$800






**Town of Sudbury
Haynes Elementary School**

ID	Location	Floor	Room	Element	Type	Photo	Issues	Current Measure	Recommendations	Quantity	Price	Cost Estimation
Curb Ramp												
11	East Crosswalk	Ext.		Curb Ramp	N/A		Curb ramp not provided	-	Provide a curb ramp at this intersection and at the end of the walkway on the east. (Cost estimate for a concrete curb ramp.)	2	2800	\$5600
12	Northeast Parking Lot	Ext.		Curb Ramp	N/A		Landing not provided at top of curb ramp	-	Provide landing at top of curb ramp or reconfigure ramp. (Cost estimate for new concrete curb ramp.)	1	2800	\$2800
13	East Crosswalk by Main Entrance	Ext.		Curb Ramp	N/A		Surface not stable, firm and slip-resistant	-	Repair surface for gaps and changes in level.	1	144	\$144
14	Curb Ramp by Exit Door 6	Ext.		Curb Ramp	N/A		Surface not stable, firm and slip-resistant	2.25"	Repair surface for gaps and changes in level.	1	144	\$144
15	Curb Ramp by Exit Door 9	Ext.		Curb Ramp	N/A		Surface not stable, firm and slip-resistant	-	Repair surface for gaps and changes in level.	1	144	\$144






**Town of Sudbury
Haynes Elementary School**

ID	Location	Floor	Room	Element	Type	Photo	Issues	Current Measure	Recommendations	Quantity	Price	Cost Estimation
Off-Street Parking Lot or Garage												
16	Southeast Parking Lot	Ext.		Off-Street Parking Lot or Garage	Visitor		Total # of parking Total # of designated accessible parking spaces Total # of designated van accessible spaces Sign does not have the designation "Van Accessible" Sign bottom < 60" above finished grade	48 0 1 - 51.5"	Provide one additional car accessible parking space. Add the designation "Van Accessible" to the sign located at the van accessible space. Locate sign with the bottom of the sign 60" above the ground.	1	2350 Labor	\$2350
17	Rear Southwest Parking Lot Accessible Parking Space	Ext.		Off-Street Parking Lot or Garage	Visitor		Total # of parking Total # of designated accessible parking spaces Total # of designated van accessible spaces Sign does not have the designation "Van Accessible"	18 1 0 -	Add the designation "Van Accessible" to the sign located at the accessible space.	1	500	\$500
Emergency Exit												
18	Exit Door 16	Ext.		Emergency Exit					Recommend providing accessible routes from all exit doors.	1	-	\$0
19	Learning Center for Grades 4-5 Exit Door 17	1	15	Emergency Exit	N/A		Tactile sign not provided at exit Directional sign to accessible emergency exit not provided	- -	Provide tactile exit signs with raised characters and braille at exit doors. Mount signs between 48"- 60" above the finished floor located on the latch side of the door. Provide a directional sign indicating the location of the nearest accessible emergency exit.	1	464	\$464
20	Exit Door 18	1	16	Emergency Exit	N/A		Tactile sign not provided at exit Directional sign to accessible emergency exit not provided	- -	Provide tactile exit signs with raised characters and braille at exit doors. Mount signs between 48"- 60" above the finished floor located on the latch side of the door. Provide a directional sign indicating the location of the nearest accessible emergency exit.	1	464	\$464






**Town of Sudbury
Haynes Elementary School**

ID	Location	Floor	Room	Element	Type	Photo	Issues	Current Measure	Recommendations	Quantity	Price	Cost Estimation
21	Exit Doors From Classrooms	1	19 20	Emergency Exit	N/A		Tactile sign not provided at exit Directional sign to accessible emergency exit not provided	- -	Provide tactile exit signs with raised characters and braille at exit doors. Mount signs between 48"- 60" above the finished floor located on the latch side of the door. Provide a directional sign indicating the location of the nearest accessible emergency exit.	2	464	\$928
22	Exit Doors From Classrooms	1	21 22	Emergency Exit	N/A		Tactile sign not provided at exit Directional sign to accessible emergency exit not provided	- -	Provide tactile exit signs with raised characters and braille at exit doors. Mount signs between 48"- 60" above the finished floor located on the latch side of the door. Provide a directional sign indicating the location of the nearest accessible emergency exit.	2	464	\$928
23	Grade 4 Exit Door 16	1	13	Emergency Exit	N/A		Tactile sign not provided at exit Directional sign to accessible emergency exit not provided Maneuvering clearance(s) not provided	- - -	Provide tactile exit signs with raised characters and braille at exit doors. Mount signs between 48"- 60" above the finished floor located on the latch side of the door. Provide a directional sign indicating the location of the nearest accessible emergency exit. Relocate the table that is blocking the door.	1	464 Labor	\$464
24	Front Lobby	1		Emergency Exit	N/A		Tactile sign not provided at exit Illuminated Int. Symbol of Acc. not provided (MAAB)	- -	Provide tactile exit signs with raised characters and braille at exit doors. Mount signs between 48"- 60" above the finished floor located on the latch side of the door. Provide an illuminated sign with the International Symbol of Accessibility.	1	432	\$432
25	Exit Door 6 by ESL	1		Emergency Exit	N/A		Tactile sign not provided at exit Illuminated Int. Symbol of Acc. not provided (MAAB)	- -	Provide tactile exit signs with raised characters and braille at exit doors. Mount signs between 48"- 60" above the finished floor located on the latch side of the door. Provide an illuminated sign with the International Symbol of Accessibility.	1	432	\$432






**Town of Sudbury
Haynes Elementary School**

ID	Location	Floor	Room	Element	Type	Photo	Issues	Current Measure	Recommendations	Quantity	Price	Cost Estimation
26	Exit From Corridor by Rooms 22 and 23	1		Emergency Exit	N/A		Tactile sign not provided at exit Illuminated Int. Symbol of Acc. not provided (MAAB)	- -	Provide tactile exit signs with raised characters and braille at exit doors. Mount signs between 48"- 60" above the finished floor located on the latch side of the door. Provide an illuminated sign with the International Symbol of Accessibility.	1	432	\$432
27	Exit Door 15 by Art Classroom	1		Emergency Exit	N/A		Tactile sign not provided at exit Illuminated Int. Symbol of Acc. not provided (MAAB)	- -	Provide tactile exit signs with raised characters and braille at exit doors. Mount signs between 48"- 60" above the finished floor located on the latch side of the door. Provide an illuminated sign with the International Symbol of Accessibility.	1	432	\$432
28	Exit Door 14 From Gym	1		Emergency Exit	N/A		Tactile sign not provided at exit Illuminated Int. Symbol of Acc. not provided (MAAB)	- -	Provide tactile exit signs with raised characters and braille at exit doors. Mount signs between 48"- 60" above the finished floor located on the latch side of the door. Provide an illuminated sign with the International Symbol of Accessibility.	1	432	\$432
29	Exit Door 13 From Gym	1		Emergency Exit	N/A		Tactile sign not provided at exit Illuminated Int. Symbol of Acc. not provided (MAAB)	- -	Provide tactile exit signs with raised characters and braille at exit doors. Mount signs between 48"- 60" above the finished floor located on the latch side of the door. Provide an illuminated sign with the International Symbol of Accessibility.	1	432	\$432
30	Exit Door 12 From Gym	1		Emergency Exit	N/A		Tactile sign not provided at exit Illuminated Int. Symbol of Acc. not provided (MAAB)	- -	Provide tactile exit signs with raised characters and braille at exit doors. Mount signs between 48"- 60" above the finished floor located on the latch side of the door. Provide an illuminated sign with the International Symbol of Accessibility.	1	432	\$432






**Town of Sudbury
Haynes Elementary School**

ID	Location	Floor	Room	Element	Type	Photo	Issues	Current Measure	Recommendations	Quantity	Price	Cost Estimation
31	Exit Door 9	1		Emergency Exit	N/A		Tactile sign not provided at exit Illuminated Int. Symbol of Acc. not provided (MAAB)	- -	Provide tactile exit signs with raised characters and braille at exit doors. Mount signs between 48"- 60" above the finished floor located on the latch side of the door. Provide an illuminated sign with the International Symbol of Accessibility.	1	432	\$432
32	Exit Door 7	1	6	Emergency Exit	N/A		Tactile sign not provided at exit Illuminated Int. Symbol of Acc. not provided (MAAB)	- -	Provide tactile exit signs with raised characters and braille at exit doors. Mount signs between 48"- 60" above the finished floor located on the latch side of the door. Provide an illuminated sign with the International Symbol of Accessibility.	1	432	\$432
33	Exit Door 8	1	7	Emergency Exit	N/A		Tactile sign not provided at exit Illuminated Int. Symbol of Acc. not provided (MAAB)	- -	Provide tactile exit signs with raised characters and braille at exit doors. Mount signs between 48"- 60" above the finished floor located on the latch side of the door. Provide an illuminated sign with the International Symbol of Accessibility.	1	432	\$432
34	Partners Program (Grades 3-5) Egress Door 10	1	8	Emergency Exit	N/A		Tactile sign not provided at exit Illuminated Int. Symbol of Acc. not provided (MAAB)	- -	Provide tactile exit signs with raised characters and braille at exit doors. Mount signs between 48"- 60" above the finished floor located on the latch side of the door. Provide an illuminated sign with the International Symbol of Accessibility.	1	432	\$432
35	Partners Program (Grades K-2) Exit Door 11	1	9	Emergency Exit	N/A		Tactile sign not provided at exit Illuminated Int. Symbol of Acc. not provided (MAAB) Maneuvering clearance(s) not provided	- - -	Provide tactile exit signs with raised characters and braille at exit doors. Mount signs between 48"- 60" above the finished floor located on the latch side of the door. Provide an illuminated sign with the International Symbol of Accessibility. Relocate furniture.	1	432 Labor	\$432






**Town of Sudbury
Haynes Elementary School**

ID	Location	Floor	Room	Element	Type	Photo	Issues	Current Measure	Recommendations	Quantity	Price	Cost Estimation
36	Exit Door 3 to the Parking Lot on the Side of the School	1		Emergency Exit	N/A		Tactile sign not provided at exit Illuminated Int. Symbol of Acc. not provided (MAAB) Mat not securely attached	- - -	Provide tactile exit signs with raised characters and braille at exit doors. Mount signs between 48"- 60" above the finished floor located on the latch side of the door. Provide an illuminated sign with the International Symbol of Accessibility. Secure the mat.	1	432 Labor	\$432
37	Partners Program (Grades 3-5) Egress Door 10	1	8	Emergency Exit	N/A		Maneuvering clearance(s) not provided	-	Relocate furniture that blocks access to the emergency exit.	1	Labor	\$0
Access to Goods and Services												
Interior Access Route												
38	Library	1		Interior Access Route	N/A		Route < 36" wide	24.5"	Ensure that a clear width of 36" min. is maintained at the accessible route. Note: Route can narrow to 32" for 24" of depth.	1	Labor	\$0
39	Library	1		Interior Access Route	N/A		Route < 36" wide	24"	Ensure that a clear width of 36" min. is maintained at the accessible route. Note: Route can narrow to 32" for 24" of depth.	1	Labor	\$0
40	Library	1		Interior Access Route	N/A		Route < 36" wide	30"	Ensure that a clear width of 36" min. is maintained at the accessible route. Note: Route can narrow to 32" for 24" of depth.	1	Labor	\$0






**Town of Sudbury
Haynes Elementary School**

ID	Location	Floor	Room	Element	Type	Photo	Issues	Current Measure	Recommendations	Quantity	Price	Cost Estimation
41	Speech Language & Counseling Waiting Area	1		Interior Access Route	N/A		Route < 36" wide	18"	Ensure that a clear width of 36" min. is maintained at the accessible route. Note: Route can narrow to 32" for 24" of depth.	1	Labor	\$0
42	Speech Language & Counseling Waiting Area	1		Interior Access Route	N/A		Route < 36" wide	27.25"	Ensure that a clear width of 36" min. is maintained at the accessible route. Note: Route can narrow to 32" for 24" of depth.	1	Labor	\$0
43	Partners Program (Grades 3-5)	1	8	Interior Access Route	N/A		Route < 36" wide	27"	Ensure that a clear width of 36" min. is maintained at the accessible route. Route is able to narrow to 32" for 24" min. deep.	1	Labor	\$0
44	Girls' Toilet Room Across From Auditorium	1		Interior Access Route	N/A		Route < 36" wide Obstructed by protruding objects	25.75" 10"	Ensure that a clear width of 36" min. is maintained at the accessible route. Relocate paper towel dispenser so that it does not obstruct the clear width and does not act as a protruding object.	1	353	\$353
45	Health Office Toilet Room	1		Interior Access Route	N/A		Obstructed by protruding objects	12"	Relocate white storage box. It acts as a protruding object and projects into the clear space required at the toilet.	1	353	\$353






**Town of Sudbury
Haynes Elementary School**

ID	Location	Floor	Room	Element	Type	Photo	Issues	Current Measure	Recommendations	Quantity	Price	Cost Estimation
46	Lobby	1		Interior Access Route	N/A		Obstructed by protruding objects	17"	Provide a cane-detectable barrier along each side.	2	306	\$612
47	Auditorium/ Cafeteria	1		Interior Access Route	N/A		Obstructed by protruding objects	8"	Relocate paper towel dispenser and cleansing wipe dispenser out of the circulation path.	2	256	\$512
48	Grade 2 Grade 1	1	19 21	Interior Access Route	614		Obstructed by protruding objects	9"	Relocate paper towel dispensers out of the circulation path.	2	256	\$512
49	Library	1		Interior Access Route	N/A		Surface not stable, firm, and slip-resistant	-	Secure the mat.	1	Labor	\$0
50	Library	1		Interior Access Route	N/A		Surface not stable, firm, and slip-resistant	-	Secure the mat.	1	Labor	\$0






**Town of Sudbury
Haynes Elementary School**

ID	Location	Floor	Room	Element	Type	Photo	Issues	Current Measure	Recommendations	Quantity	Price	Cost Estimation
51	Library	1		Interior Access Route	N/A		Surface not stable, firm, and slip-resistant	-	Secure the mat.	1	Labor	\$0
52	Library	1		Interior Access Route	N/A		Surface not stable, firm, and slip-resistant	-	Secure the mat.	1	Labor	\$0
53	Kitchen	1		Interior Access Route	N/A		Surface not stable, firm, and slip-resistant	-	Secure the mat.	1	Labor	\$0
54	Women's Toilet Room	1		Interior Access Route	N/A		Surface not stable, firm, and slip-resistant	-	Secure the mat.	1	Labor	\$0
55	Men's Toilet Room	1		Interior Access Route	N/A		Surface not stable, firm, and slip-resistant	-	Secure the mat.	1	Labor	\$0






**Town of Sudbury
Haynes Elementary School**

ID	Location	Floor	Room	Element	Type	Photo	Issues	Current Measure	Recommendations	Quantity	Price	Cost Estimation
56	Corridor by Gym	1		Interior Access Route	N/A		Surface not stable, firm, and slip-resistant	-	Secure the mat.	1	Labor	\$0
57	Grade 1	1	21	Interior Access Route	N/A		Surface not stable, firm, and slip-resistant	-	Secure rainbow colored mat.	1	Labor	\$0
58	Spanish	1	23	Interior Access Route	N/A		Surface not stable, firm, and slip-resistant		Secure the carpet with the map on it.	1	Labor	\$0
59	Corridor by Spanish	1	23	Interior Access Route	N/A		Surface not stable, firm, and slip-resistant	-	Secure the mat.	1	Labor	\$0
60	Kindergarten	1	6	Interior Access Route	N/A		Surface not stable, firm, and slip-resistant	-	Secure the mat.	1	Labor	\$0






**Town of Sudbury
Haynes Elementary School**

ID	Location	Floor	Room	Element	Type	Photo	Issues	Current Measure	Recommendations	Quantity	Price	Cost Estimation
Doors, Doorways, & Gates												
61	Women's Toilet Room by Lobby and Library	1		Doors, Doorways, & Gates	Toilet Room		Maneuvering clearance(s) not provided	12"	Relocate desk.	1	Labor	\$0
62	ESL/LLI	1		Doors, Doorways, & Gates	Classroom		Maneuvering clearance(s) not provided	42"	Relocate shelving unit that is by the door.	1	Labor	\$0
63	Speech Language & Counseling	1		Doors, Doorways, & Gates	Classroom		Maneuvering clearance(s) not provided		Relocate bookshelf to provide 60" min deep clear at door.	1	Labor	\$0
64	Speech Language & Counseling Waiting Room	1		Doors, Doorways, & Gates	Classroom		Maneuvering clearance(s) not provided	30.5"	Relocate desk to provide maneuvering clearance at door.	1	Labor	\$0
65	Partners Program (Grades 3-5) Classroom Door	1	8	Doors, Doorways, & Gates	Classroom		Maneuvering clearance(s) not provided	-	Relocate fridge.	1	Labor	\$0






**Town of Sudbury
Haynes Elementary School**

ID	Location	Floor	Room	Element	Type	Photo	Issues	Current Measure	Recommendations	Quantity	Price	Cost Estimation
66	Partners Program (Grades 3-5) Toilet Room	1	8	Doors, Doorways, & Gates	Toilet Room		Maneuvering clearance(s) not provided	9"	Relocate storage boxes.	1	Labor	\$0
67	Psychologist Office Exit to Corridor	1		Doors, Doorways, & Gates	Office		Maneuvering clearance not provided at recess > 6"	8.5"	Install an automatic door opener.	1	3060	\$3060
Stairways												
68	Library	1		Stairways	Other		Handrail not provided on both sides	-	Provide handrails on both sides.	1	1320	\$1320
69	Auditorium/ Cafeteria	1		Stairways	Other		Handrail not provided on both sides	-	Provide handrails on both sides.	1	880	\$880
Signage												
70	Health Office Lobby From Corridor	1		Signage	Designation		Raised characters not provided on sign Braille not provided on sign	- -	Provide text with raised characters duplicated in braille on sign.	1	232	\$232






**Town of Sudbury
Haynes Elementary School**

ID	Location	Floor	Room	Element	Type	Photo	Issues	Current Measure	Recommendations	Quantity	Price	Cost Estimation
71	Partners Program (Grades 3-5)	1	8	Signage	Designation		Raised characters not provided on sign Braille not provided on sign	- -	Provide text with raised characters duplicated in braille on sign.	1	232	\$232
72	Principal's Office	1		Signage	Designation		Sign lacks 18" min. by 18" min. clear floor space	-	Relocate folder storage.	1	Labor	\$0
Dining or Work Surfaces												
73	Principal's Office	1		Dining or Work Surfaces	Work Surface		Knee or toe clearance not provided	-	Provide at least 1 work surface with 27" min. knee and toe clearance. Table lacks toe clearance.	1	700	\$700
74	Vice Principal's Office	1		Dining or Work Surfaces	Work Surface		Knee or toe clearance not provided	23" wide	Provide at least 1 work surface with 27" min. knee and toe clearance that is 30" wide, min.	1	700	\$700
75	Psychologist Office	1		Dining or Work Surfaces	Work Surface		Knee or toe clearance not provided	23" wide	Provide at least 1 work surface that has a clear width of 30" min. and a clear height of 24" min.	1	700	\$700





**Town of Sudbury
Haynes Elementary School**

ID	Location	Floor	Room	Element	Type	Photo	Issues	Current Measure	Recommendations	Quantity	Price	Cost Estimation
76	ESL/LLI	1		Dining or Work Surfaces	Work Surface		Knee or toe clearance not provided	22.5"	Ensure that 1 work surface is adjusted to provide 24" min. knee and toe clearance.	1	Labor	\$0
77	Speech Language & Counseling	1		Dining or Work Surfaces	Work Surface		Knee or toe clearance not provided	23" wide	Provide at least 1 work surface with 27" min. knee and toe clearance that is 30" wide min.	1	700	\$700
78	OT/PT	1		Dining or Work Surfaces	Work Surface		Knee or toe clearance not provided	21" wide	Provide at least 1 work surface with 24" high min. knee and toe clearance that is 30" wide min.	1	200	\$200
79	Grade 2	1	19	Dining or Work Surfaces	Work Surface		Knee or toe clearance not provided	22.75"	Ensure that 1 work surface is adjusted to provide 24" high min. knee and toe clearance.	1	Labor	\$0
80	Grade 1	1	21	Dining or Work Surfaces	Work Surface		Knee or toe clearance not provided	22.75"	Ensure that 1 work surface is adjusted to provide 24" high min. knee and toe clearance.	1	Labor	\$0






**Town of Sudbury
Haynes Elementary School**

ID	Location	Floor	Room	Element	Type	Photo	Issues	Current Measure	Recommendations	Quantity	Price	Cost Estimation
81	Spanish	1	23	Dining or Work Surfaces	Work Surface		Knee or toe clearance not provided	23.5"	Ensure that 1 work surface is adjusted to provide 24" high min. knee and toe clearance.	1	Labor	\$0
82	Learning Center for K-3	1	27	Dining or Work Surfaces	Work Surface		Knee or toe clearance not provided	21" wide	Provide at least 1 work surface with knee clearance that is 30" wide min.	1	200	\$200
83	Learning Center for K-3	1	27	Dining or Work Surfaces	Work Surface		Knee or toe clearance not provided	22"	Provide at least 1 dining or work surface with 24" high min. knee and toe clearance.	1	200	\$200
84	Kindergarten	1	6	Dining or Work Surfaces	Work Surface		Knee or toe clearance not provided	20"	Ensure that 1 work surface is adjusted to provide 24" high min. knee and toe clearance.	1	Labor	\$0
85	Partners Program (Grades 3-5)	1	8	Dining or Work Surfaces	Work Surface		Knee or toe clearance not provided	20" wide	Provide at least 1 work surface with 24" high min. knee and toe clearance that is 30" wide min.	1	200	\$200





**Town of Sudbury
Haynes Elementary School**

ID	Location	Floor	Room	Element	Type	Photo	Issues	Current Measure	Recommendations	Quantity	Price	Cost Estimation
Assembly Area												
86	Auditorium/ Cafeteria	1		Assembly Area	N/A		Assistive listening devices not provided	-	If audible communication is integral to the use of the space, provide an assistive listening system. (Cost estimate for 600 people.)	1	6250	\$6250
Picnic Tables												
87	Picnic Table and Bench Area	Ext.		Picnic Tables	N/A		Toe or knee clearance at tables not provided	- 21.5"	Provide at least 1 dining surface (or ensure that 5% of dining surfaces) have toe and knee clearance.	1	1400	\$1400
88	Picnic Table with Chess Board	Ext.		Picnic Tables	N/A		Picnic table not on an accessible route	-	Ensure that the accessible picnic table is connected to an accessible route. (Cost estimate for a 6' long by 4' wide asphalt route.)	1	240	\$240
Exterior Benches												
89	Seating Area by Birdbath on Northeast Side by the Main Entrance	Ext.		Exterior Benches	N/A		No accessible route to one bench in area	-	Provide an accessible route to one bench in this area. (Cost estimate for 30' long, 4' wide asphalt route.)	1	1200	\$1200
Toilet & Bathing Rooms												






**Town of Sudbury
Haynes Elementary School**

ID	Location	Floor	Room	Element	Type	Photo	Issues	Current Measure	Recommendations	Quantity	Price	Cost Estimation
Lavatory												
90	Accessible Toilet Room	1		Lavatory	N/A		Toe or knee clearances not provided	23"	Provide at least one lavatory with knee and toe clearance positioned for a forward approach. As the rest of this toilet room is built to adult dimensions, 27" min. knee clearance is recommended at the lavatory.	1	1686	\$1686
91	Kindergarten Toilet Room	1	6	Lavatory	N/A		Toe or knee clearances not provided	21.5"	Provide at least one lavatory with knee and toe clearance positioned for a forward approach.	1	1686	\$1686
92	Men's Toilet Room	1		Lavatory	N/A		Plumbing underneath is exposed	-	Insulate or otherwise configure pipes to prevent contact for at least one lavatory.	1	92	\$92
Single-User Toilet												
93	Accessible Toilet Room	1		Single-User Toilet	N/A		Clearance at toilet < 72" clear depth Toilet paper dispenser is not compliant Paper towel mounted over grab bar	- -	Relocate shelving and storage. Relocate toilet paper so that it is 24" min. high, located under the grab bar, and between 7" and 9" from the front of the toilet. Relocate the paper towel dispenser so that it is not mounted above the grab bar.	2	353	\$706
94	Health Office Toilet Room	1		Single-User Toilet	N/A		Toilet paper dispenser is not compliant Clearance at toilet < 60" clear width	- -	Relocate storage bin. Relocate toilet paper so that it is 24" min. high, located under the grab bar, and between 7" and 9" from the front of the toilet.	1	353	\$353






**Town of Sudbury
Haynes Elementary School**

ID	Location	Floor	Room	Element	Type	Photo	Issues	Current Measure	Recommendations	Quantity	Price	Cost Estimation
Toilet Compartment												
95	Men's Toilet Room	1		Toilet Compartment	Accessible Compartment		Door has malfunctioning self-closing hinge	-	Repair hinge.	1	Labor	\$0
Dispensers												
96	Health Office Toilet Room	1		Dispensers	Paper Towel Dispenser		Dispenser acts as a protruding object	9"	Relocate dispenser out of the circulation path.	1	353	\$353
97	Women's Toilet Room by Lobby and Library and Men's Toilet Room	1		Dispensers	Paper Towel Dispenser		Dispenser acts as a protruding object	10"	Relocate paper towel dispenser out of the circulation path.	2	353	\$706
Toilet Rooms for Children												
Single-User Toilet (Children)												
98	Partners Program (Grades 3-5) Toilet Room	1	8	Single-User Toilet (Children)	N/A		Clearance at toilet < 72" clear deep	-	Relocate stored items so that there is 72" clear deep at the toilet.	1	Labor	\$0






**Town of Sudbury
Haynes Elementary School**

ID	Location	Floor	Room	Element	Type	Photo	Issues	Current Measure	Recommendations	Quantity	Price	Cost Estimation
99	Kindergarten Toilet Room	1	6	Single-User Toilet (Children)	N/A		Non-compliant toilet paper dispenser	-	Relocate toilet paper dispenser so that it is between 14"- 19" above the floor and between 7"- 9" in front of the toilet. Ensure dispensers and other devices are not mounted above grab bars.	1	353	\$353
100	Health Office Toilet Room	1		Single-User Toilet (Children)	N/A		Coat hook not within reach range	56"	Lower hook so that it is no higher than 40" above the floor.	1	150	\$150
Toilet Compartment (Children)												
101	Girls' Toilet Room Across From Auditorium	1		Toilet Compartment (Children)	Accessible Compartment		Non-compliant toilet paper dispenser	-	Relocate toilet paper dispenser so that it is between 14"- 19" above the floor and between 7"- 9" in front of the toilet. Ensure dispensers and other devices are not mounted above grab bars.	1	353	\$353
102	Women's Toilet Room by Lobby and Library	1		Toilet Compartment (Children)	Accessible Compartment		Non-compliant toilet paper dispenser Coat hook not within reach range	- 51"	Relocate toilet paper dispenser so that it is between 14"- 19" above the floor and between 7"- 9" in front of the toilet. Ensure dispensers and other devices are not mounted above grab bars. Lower hook so that it is no higher than 44" for children ages 9-12. The other dimensions in the toilet room are built for this age range.	1	503	\$503
103	Men's Toilet Room	1		Toilet Compartment (Children)	Accessible Compartment		Non-compliant toilet paper dispenser Coat hook not within reach range	- 49"	Relocate toilet paper dispenser so that it is between 14"- 19" above the floor and between 7"- 9" in front of the toilet. Ensure dispensers and other devices are not mounted above grab bars. Lower hook so that it is no higher than 44" for children ages 9-12. The other dimensions in the toilet room are built for this age range.	1	503	\$503






**Town of Sudbury
Haynes Elementary School**

ID	Location	Floor	Room	Element	Type	Photo	Issues	Current Measure	Recommendations	Quantity	Price	Cost Estimation
104	Boys' Toilet Room by Health Office	1		Toilet Compartment (Children)	Accessible Compartment		Non-compliant toilet paper dispenser Coat hook not within reach range	- 50"	Relocate toilet paper dispenser so that it is between 14"- 19" above the floor and between 7"- 9" in front of the toilet. Ensure dispensers and other devices are not mounted above grab bars. Lower hook so that it is no higher than 44" for children ages 9-12. The rest of the dimensions in this toilet room are for this age group.	1	503	\$503
Lavatory (Children)												
105	Partners Program (Grades 3-5) Toilet Room	1	8	Lavatory (Children)	N/A		Toe or knee clearances not provided	23"	Provide at least one lavatory with 25" min. knee clearance positioned for a forward approach.	1	1686	\$1686
106	Partners Program (Grades K-2) Toilet Room	1	9	Lavatory (Children)	N/A		Toe or knee clearances not provided	22"	Provide at least one lavatory with 25" min. knee clearance positioned for a forward approach.	1	1686	\$1686
107	Boys' Toilet Room by Health Office	1		Lavatory (Children)	N/A		Exposed plumbing underneath	-	Insulate or otherwise configure pipes to prevent contact at lavatory.	1	92	\$92
108	Girls' Toilet Room Across From Auditorium	1		Lavatory (Children)	N/A		Exposed plumbing underneath	-	Insulate or otherwise configure pipes to prevent contact at lavatory.	1	92	\$92






**Town of Sudbury
Haynes Elementary School**

ID	Location	Floor	Room	Element	Type	Photo	Issues	Current Measure	Recommendations	Quantity	Price	Cost Estimation
109	Health Office Toilet Room	1		Lavatory (Children)	N/A		Exposed plumbing underneath Mirror above lavatory w/reflective surface > 31"	- 38"	Insulate or otherwise configure pipes to prevent contact at lavatory. Lower mirror so that the bottom surface is at 31" above finished floor.	1	348	\$348
Dispensers (Children)												
110	Boys' Toilet Room by Health Office	1		Dispensers (Children)	Paper Towel Dispenser		Dispenser controls > 42" high	50"	Relocate so the operable part is 42" max. above the finished floor.	1	353	\$353
Urinal (Children)												
111	Boys' Toilet Room by Health Office	1		Urinal (Children)			Urinal has < 30" clear width Urinal recessed > 24" deep has > 36" clear width	26" 34"	Remove partition to provide a 30" min. by 48" min. clear floor space positioned for a forward approach. Provide a partition that is less than 24" deep.	1	353	\$353
Toilet Paper Dispensers (Children)												
112	Partners Program (Grades K-2) Toilet Room	1	9	Toilet Paper Dispensers (Children)	N/A		Controls < 14" or > 17" (Ages 5 - 8) Dispenser located above grab bar	- -	Relocate toilet paper dispenser so the operable part is between 14" and 17" above the finished floor. Relocate dispenser 1.5" minimum underneath the grab bar.	1	353	\$353
113	Partners Program (Grades 3-5) Toilet Room	1	8	Toilet Paper Dispensers (Children)	N/A		Controls < 17" or > 19" (Ages 9 - 12) Dispenser located above grab bar	- -	Relocate toilet paper dispenser so the operable part is between 14" and 17" above the finished floor. Relocate dispenser 1.5" minimum underneath the grab bar.	1	353	\$353






**Town of Sudbury
Haynes Elementary School**

ID	Location	Floor	Room	Element	Type	Photo	Issues	Current Measure	Recommendations	Quantity	Price	Cost Estimation
Additional Access												
Drinking Fountains												
114	Exit From Corridor by Rooms 22 and 23	Ext.		Drinking Fountains	Low		Clear floor space not provided Operable parts malfunctioning No drinking fountain provided for standing users	- - -	Provide a 30" by 48" clear floor space positioned for a forward approach. (Cost estimate for 3' by 4' asphalt area.) Repair or replace drinking fountain to ensure operable parts are functioning. Provide an additional drinking fountain for standing users on an accessible route.	1	4148 Labor	\$4148
115	Drinking Fountain	1		Drinking Fountains	Low		No drinking fountain provided for standing users	-	Provide an additional drinking fountain for standing users.	1	4028	\$4028
116	Drinking Fountain by Gym	1		Drinking Fountains	Low		No drinking fountain provided for standing users	-	Provide an additional drinking fountain for standing users.	1	4028	\$4028
117	Drinking Fountain	1		Drinking Fountains	Low		No drinking fountain provided for standing users Knee or toe clearance not provided	- -	Install a Hi-Lo drinking fountain.	1	4216	\$4216
118	Drinking Fountain by Women's Toilet Room	1		Drinking Fountains	Hi-Lo		Knee or toe clearance not provided	-	Provide a drinking fountain with knee and toe clearance, 27" min. high at drinking fountain for seated users. (Cost for a new low drinking fountain.)	1	4028	\$4028






**Town of Sudbury
Haynes Elementary School**

ID	Location	Floor	Room	Element	Type	Photo	Issues	Current Measure	Recommendations	Quantity	Price	Cost Estimation
Sink												
119	Health Office	1		Sink	Other		Toe and knee clearances not provided Exposed plumbing underneath sink	26"	Ensure there is a 27" knee clearance positioned for a forward approach. Insulate or otherwise configure pipes at sink.	1	1778	\$1778
120	Learning Lab	1		Sink	Lab		Toe and knee clearances not provided Exposed plumbing underneath sink Dispenser not within reach range	- - 48"	Ensure there is a 27" knee clearance positioned for a forward approach. Insulate or otherwise configure pipes at sink. Relocate paper towel dispenser 44" max. above the finished floor or ground.	1	2034	\$2034
Sinks for Children's Use												
121	OT/PT	1		Sinks for Children's Use	Other		Exposed plumbing underneath Knee or toe clearance not provided	- 25.75"	Insulate or otherwise configure pipes to prevent contact at sink. Provide at least one sink with 24" high knee and toe clearance positioned for a forward approach.	1	1778	\$1778
122	Music Room	1	1	Sinks for Children's Use	Classroom		Exposed plumbing underneath Knee or toe clearance not provided	- 22.5"	Insulate or otherwise configure pipes to prevent contact at sink. Provide at least one sink with 24" high knee and toe clearance positioned for a forward approach.	1	1778	\$1778
123	Grade 4	1	13	Sinks for Children's Use	Classroom		Exposed plumbing underneath Knee or toe clearance not provided	- 22"	Insulate or otherwise configure pipes to prevent contact at sink. Provide at least one sink with 24" high knee and toe clearance positioned for a forward approach.	1	1778	\$1778






**Town of Sudbury
Haynes Elementary School**

ID	Location	Floor	Room	Element	Type	Photo	Issues	Current Measure	Recommendations	Quantity	Price	Cost Estimation
124	Learning Center for Grades 4-5	1	15	Sinks for Children's Use	Classroom		Exposed plumbing underneath Knee or toe clearance not provided	- 22.5"	Insulate or otherwise configure pipes to prevent contact at sink. Provide at least one sink with 24" high knee and toe clearance positioned for a forward approach.	1	1778	\$1778
125	Grade 5	1	16	Sinks for Children's Use	Classroom		Exposed plumbing underneath Knee or toe clearance not provided	- 22"	Insulate or otherwise configure pipes to prevent contact at sink. Provide at least one sink with 24" high knee and toe clearance positioned for a forward approach.	1	1778	\$1778
126	Grade 2	1	19	Sinks for Children's Use	Classroom		Exposed plumbing underneath Knee or toe clearance not provided	- 22"	Insulate or otherwise configure pipes to prevent contact at sink. Provide at least one sink with 24" high knee and toe clearance positioned for a forward approach.	1	1778	\$1778
127	Grade 3	1	2	Sinks for Children's Use	Classroom		Exposed plumbing underneath Knee or toe clearance not provided	- 22"	Insulate or otherwise configure pipes to prevent contact at sink. Provide at least one sink with 24" high knee and toe clearance positioned for a forward approach.	1	1778	\$1778
128	Grade 1	1	21	Sinks for Children's Use	Classroom		Exposed plumbing underneath Knee or toe clearance not provided	- 22"	Insulate or otherwise configure pipes to prevent contact at sink. Provide at least one sink with 24" high knee and toe clearance positioned for a forward approach.	1	1778	\$1778





**Town of Sudbury
Haynes Elementary School**

ID	Location	Floor	Room	Element	Type	Photo	Issues	Current Measure	Recommendations	Quantity	Price	Cost Estimation
129	Spanish	1	23	Sinks for Children's Use	N/A		Exposed plumbing underneath Knee or toe clearance not provided	- 22"	Insulate or otherwise configure pipes to prevent contact at sink. Provide at least one sink with 24" high knee and toe clearance positioned for a forward approach.	1	1778	\$1778
130	Steps Room	1	25	Sinks for Children's Use	Classroom		Exposed plumbing underneath Knee or toe clearance not provided	- 22"	Insulate or otherwise configure pipes to prevent contact at sink. Provide at least one sink with 24" high knee and toe clearance positioned for a forward approach.	1	1778	\$1778
131	Learning Center for K-3	1	27	Sinks for Children's Use	Classroom		Exposed plumbing underneath Knee or toe clearance not provided	- 22"	Insulate or otherwise configure pipes to prevent contact at sink. Provide at least one sink with 24" high knee and toe clearance positioned for a forward approach.	1	1778	\$1778
132	Partners Program (Grades 3-5)	1	8	Sinks for Children's Use	Classroom		Exposed plumbing underneath Knee or toe clearance not provided	- -	Insulate or otherwise configure pipes to prevent contact at sink. Provide at least one sink with 24" high knee and toe clearance positioned for a forward approach.	1	1778	\$1778
133	Partners Program (Grades K-2)	1	9	Sinks for Children's Use	Classroom		Exposed plumbing underneath Knee or toe clearance not provided	- -	Insulate or otherwise configure pipes to prevent contact at sink. Provide at least one sink with 24" high knee and toe clearance positioned for a forward approach.	1	1778	\$1778






**Town of Sudbury
Haynes Elementary School**

ID	Location	Floor	Room	Element	Type	Photo	Issues	Current Measure	Recommendations	Quantity	Price	Cost Estimation
134	Auditorium/ Cafeteria	1		Sinks for Children's Use	Other		Knee or toe clearance not provided	23"	Provide at least one sink with 24" high knee and toe clearance positioned for a forward approach.	1	1686	\$1686
135	Art Classroom	1	11	Sinks for Children's Use	Classroom		Knee or toe clearance not provided	18.5"	Provide at least one sink with 24" high knee and toe clearance positioned for a forward approach.	1	1686	\$1686
136	Kindergarten	1	6	Sinks for Children's Use	Classroom		Knee or toe clearance not provided	16.75"	Provide at least one sink with 24" high knee and toe clearance positioned for a forward approach.	1	1686	\$1686
Play and Sport Areas												
Play Areas												
137	Swing Sets North of the Basketball Court and North Side of Central Poured-in- Place Rubber Playground	Ext.		Play Areas	N/A		Accessible route not provided to playground Accessible route not provided around playground Accessible route not provided to play components	- - -	Install an accessible route to and around the swing set playground. (Cost estimate for 430' long, 4' wide asphalt route.) Provide an impact-attenuating surface to and around the play components by the swing set. (Cost estimate for 1,380 sq. ft. of poured in place rubber surface.) Install an accessible route on the north side of the central play area. (Cost for 240' long 4' wide asphalt path.)	1	46120	\$46120
138	Southwest Playground	Ext.		Play Areas	N/A		Accessible route not provided around playground Accessible route not provided to play components	- -	Provide an accessible route around the play area. (Cost estimate for 144' long 4' wide asphalt route, including a route to the bench.) Provide a compliant impact-attenuating surface to and around the play components. (Cost estimate for 1,344 sq. ft. of poured in place rubber surface.)	1	24576	\$24576






**Town of Sudbury
Haynes Elementary School**

ID	Location	Floor	Room	Element	Type	Photo	Issues	Current Measure	Recommendations	Quantity	Price	Cost Estimation
Field												
139	Soccer Field	Ext.		Field	Soccer		Field not connected to an accessible route	-	Provide an accessible route to each soccer field. (Cost estimate for 80' long by 4' wide stone dust route.)	1	2560	\$2560
140	Baseball Field	Ext.		Field	Baseball		Field not connected to an accessible route	-	Provide an accessible route to the field. (Cost estimate for 60' long, 4' wide asphalt route.)	1	2400	\$2400
Overall Review												
141	Accessible Shower Across From Health Office	1	14						Note: Shower room was unable to be surveyed.	1	-	\$0
Best Practice												
142	Lead Teacher Office, Vice Principal's Office, Psychologist Office	1							Recommend providing a sign at all permanent rooms where a sign is not provided.	3	-	\$0



**Town of Sudbury
Haynes Elementary School**

ID	Location	Floor	Room	Element	Type	Photo	Issues	Current Measure	Recommendations	Quantity	Price	Cost Estimation
143	Auditorium/ Cafeteria	1							Recommend providing a sign at all permanent rooms where a sign is not provided.	1	-	\$0
144	Corridor Stairs to Stage	1							Recommend providing designation signage with raised characters and braille at all permanent rooms lacking signage. Recommend providing directional signage to the accessible route to the stage.	1	-	\$0
145	Stage Ramp Door Across From Music Room	1							Recommend providing designation signage with raised characters and braille at all permanent rooms lacking signage.	1	-	\$0
146	ESL/LLI	1							Recommend providing designation signage with raised characters and braille at all permanent rooms lacking signage.	1	-	\$0
147	Corridor	1							Recommend locating some hooks in the main corridor within recommended children's reach ranges between 40" and 44" high for students in the kindergarten through the fifth grade.	1	-	\$0

**Town of Sudbury
Haynes Elementary School**

ID	Location	Floor	Room	Element	Type	Photo	Issues	Current Measure	Recommendations	Quantity	Price	Cost Estimation
148	Learning Center Storage Shelves for K-3	1	27						It is good example to see height adjustable shelving.	1	-	\$0
149	Partners Program (Grades 3-5)	1	8						Individual workspaces for children can fold down behind cubicle walls. This feature is very useful for students with learning disabilities.	1	-	\$0
150	Exit Door 16	Ext.	13						Recommend providing an accessible walkway from each ground level classroom exit door.	1	-	\$0
151	Southwest Playground Gate	Ext.							Recommend providing a 10" high solid surface kickplate on the push side of the gate to the southwest playground.	1	-	\$0
152	Swing Sets North of the Basketball Court	Ext.							Good example to see a variety of swings in this swingset area.	1	-	\$0

**Town of Sudbury
Haynes Elementary School**

ID	Location	Floor	Room	Element	Type	Photo	Issues	Current Measure	Recommendations	Quantity	Price	Cost Estimation
153	Picnic Table With Chess Board	Ext.						-	Recommend providing a 48" wide accessible route around entire picnic table at each accessible picnic table.	1	-	\$0
154	Seating Area by Birdbath on Northeast Side by the Main Entrance	Ext.						-	Recommend providing a 36" x 48" space alongside one bench positioned so that a person using a wheelchair can sit shoulder to shoulder with someone seated on the bench. Recommend providing a variety of benches, including benches with backs and armrests.	1	-	\$0

Loring Elementary School



Town of Sudbury ADA Transition Plan

January 2021



Institute for Human Centered Design

200 Portland Street, Boston, MA 02114
www.IHCDesign.org • info@IHCDesign.org
617-695-1225 voice/ tty

Background

Year Built: 1999

The Loring Elementary School is located at 80 Woodside Road. The main entrance is located on the east side of the building, and it is kept locked during the majority of the day as a security measure. An intercom is located on an accessible route at the main entrance door. There are eight (8) accessible egress doors distributed among all sides of the building. The school serves about 475 students in grades kindergarten through 5 with an approximately a 13.5:1 student to teacher ratio.

The school building has two (2) stories. Vertical access is provided by three (3) staircases and an elevator, though students only use the elevator when accompanied by a teacher or other staff member.

Parking is located on the north, south and east sides of the school. A playground and a basketball court are located on the north side of the school, and a second playground and baseball field are located on the west side of the school.

The first floor is the location of administrative offices and the nurse's office with an accessible single-user toilet room and an accessible transfer shower. It also has classrooms for kindergarten through the second grade including a kindergarten classroom with a single-user toilet room, a cafetorium with a stage and an accessible ramp providing access to the stage, a physical therapy/occupational therapy room, a guidance suite of rooms, boys' and girls' multi-user toilet rooms and a single-user toilet room. The first floor also has the psychologist's office, a learning studio, a music room with a music practice room, a work room, a literacy room, a special education room, a media center, the gymnasium, and a courtyard with benches and picnic tables.

The second floor has classrooms for Grades Three, Four and Five, a teacher planning room, a conference room and boys' and girls' multi-user toilet rooms. The second floor is also the location for speech and special education rooms, a learning center and the visual arts room.

Key Accessibility Issues

Exterior Access Routes

Accessibility issues with walkways around the school include excessive running and cross slopes, excessive changes in level, and lack of a walkway for brief stretches.

Curb Ramps

Accessibility issues with curb ramps surrounding the school include lack of a curb ramp at one location and lack of a curb ramp landing at a second location. There are also excessive running slopes at the center of curb ramps and at ramp flares, and excessive changes in level where curb ramps meet the walkway or the street.

Parking

Accessibility issues with parking include lack of a sign with the designation "Van Accessible" at one van accessible parking space, and lack of a van accessible parking space at the parking area nearest the baseball field.

Toilet Rooms

Accessibility issues in toilet room accessible compartments include dispensers located above grab bars, grab bars not located at a compliant height, flush valves not located on the open or transfer side, and lack of the minimum required clear floor space due to the location of stored objects. Additional accessibility issues with toilet rooms include urinals mounted higher than the maximum height allowed, dispensers that protrude into the circulation path, and lack of the minimum required clear floor space at egress doors due to the location of stored objects. There are also lavatories that lack the minimum required knee and toe clearance, exposed plumbing underneath lavatories, and mirrors with the base of the reflective surface mounted higher than the maximum height allowed.

Classroom Sinks

Accessibility issues with sinks in classrooms include lack of the minimum required knee and toe clearance and exposed plumbing.

Signage

Accessibility issues with signage include noncompliant or missing designation and egress signage, including lack of a sign with an illuminated International Symbol of Accessibility (ISA) at exit doors that connect directly to an accessible means of egress.

Dining and Work Surfaces

Accessibility issues include lack of an accessible dining surface in the cafeteria, lack of an accessible picnic table at two exterior locations, and lack of an accessible work surface in the physical therapy/occupational therapy room.

Upper Playground

Accessibility issues include lack of an accessible route around the exterior of the playground, and lack of an accessible impact-attenuating surface to around the play components in the playground.

Note: The Massachusetts Architectural Access Board (MAAB) does not consider engineered wood fiber (EWF) to comply with its regulation requiring an accessible route to each play component and around the playground.

Lower Playground

The lower playground is not on an accessible route. It also lacks an accessible route around the playground, and an accessible impact-attenuating route to and around the play elements in the playground.

Note: IHCD team was told that the lower playground is being replaced. This report and catalog identifies accessibility issues related to the lower playground, but does not include estimated costs to remedy those issues. The precise location, size and components included in the new lower playground will determine the actual costs that will be necessary to remedy the identified issues.

Areas of Sport Activity

Accessibility issues include lack of an accessible route to the boundary of sport activity at the baseball field and to the baseball field team seating areas.

Note: IHCD team was told that new basketball hoops will be installed at a location near the new lower playground. IHCD was also informed that plans exist and funds will be spent to create a new accessible route extending from a cafeteria exit on the south side of the school to the location of the new basketball hoops and new lower playground. Costs are included in this report and catalog for an additional accessible pathway providing accessible access to the baseball field and to the seating located there.

IHCD team has also been told that plans have been developed to fully address any issues related to the provision of an accessible route starting on the upper east side of the building, and continuing counter-clockwise to the amenities on the lower west side of the school. IHCD has included costs in this report and catalog to address some of the accessibility issues on that route that the Town may wish to address prior to the initiation of the full accessible route project.

Note: Once all of the exterior accessible route work as described to IHCD is complete, all exterior amenities at the school site including the exterior amenities that are still to be installed will be connected to each other by an accessible route that will follow the general circulation path. The accessible solution will not include a switchback ramp near the existing staircase primarily because a ramp in that location would necessitate multiple switchbacks to traverse the existing grade, and ramps with that characteristic are difficult for many users to navigate.

Note: IHCD team was told that the Town's plans for the Loring School include the decision to keep the existing exterior staircase that runs from a school exit near the location of the basketball court towards the current lower playground. The staircase is being kept for reasons related to public safety and the availability of rapid access to the school by emergency personnel.

Note: See Figure 1 at the end of this narrative for an illustration of the existing and planned exterior accessible routes.

Additional Accessibility Issues

- Doors have mats that are not secure or lack the minimum required maneuvering clearance due to the location of trash receptacles and stored objects.
- Lack of handrails at the stairs to the stage in the cafeteria and lack of a handrail at an exterior walkway leading to a crosswalk.
- Lack of three (3) drinking fountains for standing users.
- Lack of integrated accessible seating at the bleachers in the gymnasium.*
- Lack of an assistive listening system at the cafeteria stage.

Note: Where a sound system, microphone and/or speaker are integral to the use of the space, an assistive listening system (ALS) must be provided. If an assistive listening system is present, a sign indicating its availability is required.

Order of Magnitude Cost Estimates

- Renovate and provide exterior accessible routes at walkways around school: \$6,528
- Renovate curb ramps at walkways around the school: \$14,256
- Renovate parking: \$1,300
- Renovate toilet rooms: \$37,223
- Renovate classroom sinks (in rooms that have sinks, one accessible sink per grade and in unique rooms that have sinks, such as the music room): \$21,244
- Provide three (3) drinking fountains for standing users: \$12,084
- Provide an assistive listening system: \$1,214
- Renovate and provide designation and egress signage: \$2,856
- Renovate and provide an accessible route around the upper playground: \$4,800
- Provide an accessible impact-attenuating surface to and around play components in the upper playground (poured-in-place rubber): \$16,800
- Provide an accessible route to the boundary of sport activity and team seating at the baseball field: \$7,680

Loring Elementary School

- Miscellaneous corrective actions (including handrails, doors, dining and work surfaces, etc.): \$7,212

Total: *\$133,197

***Note:** Costs to provide integrated accessible seating at the gymnasium are not included in this report. This is because school staff told IHCD team that the number of existing bleacher seats was not known due to the bleachers being so rarely used. The number of accessible integrated seats that are required in the gymnasium is based on the number of available bleacher seats as indicated in Table 221.2.1, *Number of Wheelchair Spaces in Assembly Areas* in the 2010 ADA Standards for Accessible Design.

Best Practice and Inclusive Design

Best practice and inclusive design recommendations include elements that are not required in the standards but may create enhanced experiences for all users.






- Recommend providing accessible designation signage at permanent rooms that lack signage.
- IHCD strongly recommends exploring the possibility of an alternative surface to engineered wood fiber (EWF). Over time, EWF requires continuous maintenance to ensure the surface is maintained in operable working condition (stable, firm and slip-resistant). In addition, when used in combination with other surfaces required for accessible routes to play components in Massachusetts, it will present a challenge to prevent level changes at the transition points between EWF and other surfaces, and to keep the accessible routes clear of EWF.

Figure 1: In the following image, the aqua line indicates the approximate route to the upper basketball court and playground. The blue line indicates the approximate route from the upper to






the lower amenities area. The yellow line indicates the approximate location of a new route to the edge of sport activity and team seating at the baseball field. The red line indicates the approximate location of a new route from a cafeteria exit to the future location of the new basketball hoops and the redesigned and rebuilt accessible lower playground. IHCD is including approximate costs to correct issues along the aqua route and for the inclusion of the new yellow route. Sudbury has budgeted for the new red route, the installation of the new basketball hoops, and for the new lower playground. Sudbury also has existing plans to address any excessive slope or other accessibility issues with the blue route and general circulation path between the upper and lower amenities areas.








**Town of Sudbury
Loring Elementary School**

ID	Location	Floor	Room	Element	Type	Photo	Issues	Current Measure	Recommendations	Quantity	Price	Cost Estimation
Approach and Entrance												
Exterior Access Route												
1	Near Gymnasium	Ext.		Exterior Access Route	Exterior		Surface openings > 1/2"	6"	Repair opening. (Cost based on a 4'x4' concrete patch.)	1	256	\$256
2	Courtyard	Ext.		Exterior Access Route	Walkway		Cross slope > 1:50 (2.00%)	4.5%	Reduce cross slope to be no steeper than 1:50 (2.00%). (Cost base on 15' of asphalt to correct slope.)	1	600	\$600
3	From Main Entrance Towards Exit 11	Ext.		Exterior Access Route	Walkway		Cross slope > 1:50 (2.00%)	4.7%	Reduce cross slope to be no steeper than 1:50 (2.00%). (Cost for 4'x15' of asphalt to correct slope.)	1	600	\$600
4	From Main Entrance Towards Exit 11	Ext.		Exterior Access Route	Walkway		Cross slope > 1:50 (2.00%)	13.6%	Reduce cross slope to be no steeper than 1:50 (2.00%). (Cost for 4'x6' of asphalt to correct slope.)	1	240	\$240
5	From Exit 10 To Exit 8	Ext.		Exterior Access Route	Walkway		Cross slope > 1:50 (2.00%)	8.7%	Reduce cross slope to be no steeper than 1:50 (2.00%). (Cost based on 4'x6' of asphalt to correct slope.)	1	240	\$240






**Town of Sudbury
Loring Elementary School**

ID	Location	Floor	Room	Element	Type	Photo	Issues	Current Measure	Recommendations	Quantity	Price	Cost Estimation
6	From Exit 8 Towards Basketball Court	Ext.		Exterior Access Route	Walkway		Cross slope > 1:50 (2.00%)	10.3%	Reduce cross slope to be no steeper than 1:50 (2.00%). (Cost based on 4'x6' of asphalt to correct slope.)	1	240	\$240
7	Walkway	Ext.		Exterior Access Route	Walkway		Cross slope > 1:50 (2.00%)	12.8%	Reduce cross slope to be no steeper than 1:50 (2.00%).	1	240	\$240
8	Walkway	Ext.		Exterior Access Route	Walkway		Cross slope > 1:50 (2.00%)	15.8%	Reduce cross slope to be no steeper than 1:50 (2.00%).	1	240	\$240
9	Walkway	Ext.		Exterior Access Route	Walkway		Cross slope > 1:50 (2.00%)	10.9%	Reduce cross slope to be no steeper than 1:50 (2.00%).	1	240	\$240
10	Walkway	Ext.		Exterior Access Route	Walkway		Cross slope > 1:50 (2.00%)	9.7%	Reduce cross slope to be no steeper than 1:50 (2.00%).	1	240	\$240






**Town of Sudbury
Loring Elementary School**

ID	Location	Floor	Room	Element	Type	Photo	Issues	Current Measure	Recommendations	Quantity	Price	Cost Estimation
11	Walkway Across From Main Entrance	Ext.		Exterior Access Route	Walkway		Cross slope > 1:50 (2.00%)	8.3%	Reduce cross slope to be no steeper than 1:50 (2.00%).	1	240	\$240
12	Path to Basketball Court/Upper Playground	Ext.		Exterior Access Route	Walkway		Cross slope > 1:50 (2.00%) Running slope > 1:20 (5%)	4.4% 9.7%	Reduce cross slope to be no steeper than 1:50 (2.00%). Reduce running slope to be no steeper than 1:20 (5%). (Cost based on 4'x6' of asphalt to correct slope.)	1	240	\$240
13	From Exit 11 Towards Exit 10	Ext.		Exterior Access Route	Walkway		Cross slope > 1:50 (2.00%) Route not maintained in operable working condition	3.8% -	Reduce cross slope to be no steeper than 1:50 (2.00%). Ensure the accessible route is maintained in operable working condition. (Cost for 4'x6' of asphalt to correct slope and repair surface opening.)	1	240	\$240
14	Path to Basketball Court/Upper Playground	Ext.		Exterior Access Route	Walkway		Running slope > 1:20 (5%)	7%	Reduce running slope to be no steeper than 1:20 (5%). (Cost based on 4'x6' of asphalt to correct slope.)	1	240	\$240
15	Courtyard to Lobby Entrance	Ext.		Exterior Access Route	Walkway		Level changes > 1/4"	-	Alter change in level to be 1/4" high max. (Cost based on a 4'x4' asphalt patch.)	1	160	\$160






**Town of Sudbury
Loring Elementary School**

ID	Location	Floor	Room	Element	Type	Photo	Issues	Current Measure	Recommendations	Quantity	Price	Cost Estimation
16	Curb Ramp Opposite Exit 10	Ext.		Exterior Access Route	Exterior		Level changes > 1/4"	.75"	Alter change in level to be 1/4" high max. (Cost based on a concrete patch.)	1	256	\$256
17	From Exit 10 To Exit 8	Ext.		Exterior Access Route	Walkway		Level changes > 1/4"	1"	Alter change in level to be 1/4" high max. (Cost based on 2'x10' of beveled asphalt to reduce change in level.)	1	200	\$200
18	Exit 8	Ext.		Exterior Access Route	Walkway		Level changes > 1/4"	1	Alter change in level to be 1/4" high max. (Cost based on an asphalt patch.)	1	160	\$160
19	Curb Ramp at Basketball Court	Ext.		Exterior Access Route	Exterior		Level changes > 1/4"	2"	Alter change in level to be 1/4" high max. (Cost based on asphalt patch to correct change in level.) (Cost included in ID #37 - Cost for a new compliant curb ramp.)	1	-	\$0
20	Small Gate Entry to Basketball Court/Upper Playground	Ext.		Exterior Access Route	Exterior		Level changes > 1/4"	2"	Alter change in level to be 1/4" high max. (Cost for an asphalt patch.)	1	160	\$160






**Town of Sudbury
Loring Elementary School**

ID	Location	Floor	Room	Element	Type	Photo	Issues	Current Measure	Recommendations	Quantity	Price	Cost Estimation
21	Curb Ramp at Basketball Court	Ext.		Exterior Access Route	Exterior		Level changes > 1/4"	1"	Alter change in level to be 1/4" high max. (Cost based on asphalt patch to correct change in level.) (Cost included in ID #37 - Cost for a new compliant curb ramp.)	1	-	\$0
22	Door 9	Ext.		Exterior Access Route	Exterior		Level changes > 1/4" Accessible route not provided	.75"	Alter change in level to be 1/4" high max. Ensure an accessible route is provided. (Cost based on an asphalt patch.)	1	160	\$160
23	Door 8	Ext.		Exterior Access Route	Exterior		Route not maintained in operable working condition	2"	Ensure the accessible route is maintained in operable working condition. Repair 2" gap with asphalt patch.	1	160	\$160
24	From Main Entrance Towards Exit 11	Ext.		Exterior Access Route	Walkway		Route not maintained in operable working condition	-	Ensure the accessible route is maintained in operable working condition. Repair deteriorated asphalt.	1	160	\$160
25	From Exit 10 To Exit 8	Ext.		Exterior Access Route	Walkway		Route not maintained in operable working condition	-	Ensure the accessible route is maintained in operable working condition. Repair deteriorated asphalt. (Cost based on an asphalt patch.)	1	160	\$160






**Town of Sudbury
Loring Elementary School**

ID	Location	Floor	Room	Element	Type	Photo	Issues	Current Measure	Recommendations	Quantity	Price	Cost Estimation
26	Path to Basketball Court/Upper Playground	Ext.		Exterior Access Route	Walkway		Route not maintained in operable working condition	-	Ensure the accessible route is maintained in operable working condition. (Cost based on 4'x4' of asphalt to repair surface.)	1	160	\$160
27	Entry to Basketball Court/Upper Playground	Ext.		Exterior Access Route	Exterior		Route not maintained in operable working condition	-	Ensure the accessible route is maintained in operable working condition. Repair surface at gate to basketball court. (Cost based on an asphalt patch.)	1	160	\$160
28	Garden Box	Ext.		Exterior Access Route	Exterior		Accessible route not provided	-	Ensure an accessible route is provided to the garden box. (Cost based on a 4' wide min. x 6' long stone dust path from existing walkway to garden box.)	1	192	\$192
Curb Ramp												
29	Exit From Cafeteria	Ext.		Curb Ramp	N/A		Curb ramp not provided Running slope > 1:12 (8.33%) Handrails not provided at both sides if rise is > 6"	- 25%	Provide a curb ramp at intersection. Provide a handrail on both sides. (Cost estimate for a new concrete curb ramp and 30' of metal handrail.)	1	5020	\$5020
30	Crosswalk Near Woodside Road	Ext.		Curb Ramp	N/A		Running slope > 1:12 (8.33%)	10.7%	Reduce running slope to be no steeper than 1:12 (8.33%). (Cost estimate for a new concrete curb ramp.)	1	2800	\$2800






**Town of Sudbury
Loring Elementary School**

ID	Location	Floor	Room	Element	Type	Photo	Issues	Current Measure	Recommendations	Quantity	Price	Cost Estimation
31	Curb Ramp 2 Near Basketball Court	Ext.		Curb Ramp	N/A		Running slope > 1:12 (8.33%) Transition from curb ramp to street not flush Curb ramp flares > 1:10 (10%)	13.4% - 18.1%	Reduce running slope to be no steeper than 1:12 (8.33%). Ensure transition from curb ramp to street is flush or free of changes in level. Reduce slope at curb ramp flares to be no steeper than 1:10 (10%). (Cost estimate for a new concrete curb ramp.)	1	2800	\$2800
32	Crosswalk Near Woodside Road	Ext.		Curb Ramp	N/A		Running slope > 1:12 (8.33%) Landing not provided at top of curb ramp	10.7% -	Reduce running slope to be no steeper than 1:12 (8.33%). Provide landing at top of curb ramp or reconfigure ramp. (Cost estimate for a new concrete curb ramp.)	1	2800	\$2800
33	Curb Ramp at Basketball Court	Ext.		Curb Ramp	N/A		Transition from curb ramp to street not flush	2"	Ensure transition from curb ramp to street is flush or free of changes in level. (Cost included in ID #37 - Cost for a new compliant curb ramp.)	1	-	\$0
34	Curb Ramp at Basketball Court	Ext.		Curb Ramp	N/A		Transition from curb ramp to street not flush	-	Ensure transition from curb ramp to street is flush or free of changes in level. (Cost included in ID #37 - Cost for a new compliant curb ramp.)	1	-	\$0
35	Curb Ramp at Basketball Court	Ext.		Curb Ramp	N/A		Transition from curb ramp to street not flush	-	Ensure transition from curb ramp to street is flush or free of changes in level. (Cost included in ID #37 - Cost for a new compliant curb ramp.)	1	-	\$0






**Town of Sudbury
Loring Elementary School**

ID	Location	Floor	Room	Element	Type	Photo	Issues	Current Measure	Recommendations	Quantity	Price	Cost Estimation
36	Curb Ramp Opposite Exit 10	Ext.		Curb Ramp	N/A		Curb ramp flares > 1:10 (10%)	14%	Reduce slope at up hill curb ramp flare to be no steeper than 1:10 (10%). (Cost estimate for concrete to reduce slope.)	1	256	\$256
37	Curb Ramp at Basketball Court	Ext.		Curb Ramp	N/A		Landing not provided at top of curb ramp Cross slope > 1:50 (2%) (MAAB)	- 3.3%	Provide a 5'x5' landing at top of curb ramp. Reduce cross slope at curb ramp to be no steeper than 1:50 (2%). (Cost for a new compliant concrete curb ramp addressing all shown curb ramp issues.)	1	2800	\$2800
Off-Street Parking Lot or Garage												
38	By Baseball Field	Ext.		Off-Street Parking Lot or Garage	N/A		Total # of parking Total # of designated accessible parking spaces Total # of designated van accessible spaces Sign not provided Sign does not have the designation "Van Accessible"	9 - - - -	Provide one compliant van accessible parking space and access aisle each 8' wide min. (re-stripe). Provide a sign with the International Symbol of Accessibility with the bottom of the sign 60" min. above the ground and the top 96" max. above the ground. Add the designation "Van Accessible" to the sign located at the van accessible space.	1	800	\$800
39	Accessible Parking Opposite Exit 11 and 10	Ext.		Off-Street Parking Lot or Garage	N/A		Total # of designated accessible parking spaces Total # of designated van accessible spaces Sign does not have the designation "Van Accessible"	2 1 -	Add the designation "Van Accessible" to the sign located at the van accessible space (the space furthest to the right in this photograph). Ensure there is at least 60" clear height measured to the bottom of the sign.	1	500	\$500
Exterior Stair												
40	Staircase Lower Level	Ext.		Exterior Stair	N/A				Note: IHCD confirmed that the slopes at the bottom landing of the stairs leading to the lower playground are compliant, and IHCD has been told that the stairs will remain for reasons related to public safety.	1	-	\$0






**Town of Sudbury
Loring Elementary School**

ID	Location	Floor	Room	Element	Type	Photo	Issues	Current Measure	Recommendations	Quantity	Price	Cost Estimation
41	Staircase to Lower Playground	Ext.		Exterior Stair	N/A		Not maintained in operable working condition	-	Ensure stairs are maintained in operable working condition. The third step from the top, the third step from the middle landing and the last step at the bottom show some chipping and deterioration. Repair surface.	1	Labor	\$0
Access to Goods and Services												
Means of Egress												
42	Egress Door 9	1	154	Means of Egress	N/A		Tactile exit sign not provided	-	Ensure tactile exit signs with raised characters and braille are provided at exit doors. Mount signs between 48"- 60" above the finished floor located on the latch side of the door.	1	232	\$232
43	Egress Door 10	1		Means of Egress	N/A		Tactile exit sign not provided	-	Ensure tactile exit signs with raised characters and braille are provided at exit doors. Mount signs between 48"- 60" above the finished floor located on the latch side of the door.	1	232	\$232
44	Egress Door 11	1		Means of Egress	N/A		Tactile exit sign not provided	-	Ensure tactile exit signs with raised characters and braille are provided at exit doors. Mount signs between 48"- 60" above the finished floor located on the latch side of the door.	1	232	\$232
45	Main Entrance and Egress Door 1	1		Means of Egress	N/A		Tactile exit sign not provided Illuminated ISA symbol not provided (MAAB)	- -	Ensure tactile exit signs with raised characters and braille are provided at exit doors. Mount signs between 48"- 60" above the finished floor located on the latch side of the door. Provide an illuminated sign with the International Symbol of Accessibility.	1	432	\$432






**Town of Sudbury
Loring Elementary School**

ID	Location	Floor	Room	Element	Type	Photo	Issues	Current Measure	Recommendations	Quantity	Price	Cost Estimation
46	Cafetorium Egress	1		Means of Egress	N/A		Tactile exit sign not provided Illuminated ISA symbol not provided (MAAB)	- -	Ensure tactile exit signs with raised characters and braille are provided at exit doors. Mount signs between 48" - 60" above the finished floor located on the latch side of the door. Provide an illuminated sign with the International Symbol of Accessibility.	1	432	\$432
47	Door 6 at Gymnasium	1		Means of Egress	N/A		Tactile exit sign not provided Illuminated ISA symbol not provided (MAAB)	- -	Ensure tactile exit signs with raised characters and braille are provided at exit doors. Mount signs between 48" - 60" above the finished floor located on the latch side of the door. Provide an illuminated sign with the International Symbol of Accessibility.	1	432	\$432
48	Egress Door 7	1	154	Means of Egress	N/A		Tactile exit sign not provided Illuminated ISA symbol not provided (MAAB)	- -	Ensure tactile exit signs with raised characters and braille are provided at exit doors. Mount signs between 48" - 60" above the finished floor located on the latch side of the door. Provide an illuminated sign with the International Symbol of Accessibility.	1	432	\$432
49	Egress Door 8	1	154	Means of Egress	N/A		Tactile exit sign not provided Illuminated ISA symbol not provided (MAAB)	- -	Ensure tactile exit signs with raised characters and braille are provided at exit doors. Mount signs between 48" - 60" above the finished floor located on the latch side of the door. Provide an illuminated sign with the International Symbol of Accessibility.	1	432	\$432
Interior Access Route												
50	Assistant Principle	1	102	Interior Access Route	N/A		Route < 36" wide	-	Ensure that a clear width of 36" min. is maintained at the accessible route.	1	Labor	\$0






**Town of Sudbury
Loring Elementary School**

ID	Location	Floor	Room	Element	Type	Photo	Issues	Current Measure	Recommendations	Quantity	Price	Cost Estimation
51	Cafetorium	1		Interior Access Route	N/A		Route < 36" wide	29"	Ensure that a clear width of 36" min. is maintained at the accessible route. (Width decreases at extended counter. If students walk past that counter, maintain 36" min. clear width.)	1	Labor	\$0
52	Music Practice	1	164	Interior Access Route	N/A		Route < 36" wide	-	Ensure that a clear width of 36" min. is maintained at the accessible route.	1	Labor	\$0
53	Work Room	1		Interior Access Route	N/A		Route < 36" wide	-	Ensure that a clear width of 36" min. is maintained at the accessible route.	1	Labor	\$0
54	Special Education	1	159	Interior Access Route	N/A		Route < 36" wide	-	Ensure that a clear width of 36" min. is maintained at the accessible route.	1	Labor	\$0
55	Classroom 235	2	235	Interior Access Route	N/A		Route < 36" wide	29"	Ensure that a clear width of 36" min. is maintained at the accessible route.	1	Labor	\$0






**Town of Sudbury
Loring Elementary School**

ID	Location	Floor	Room	Element	Type	Photo	Issues	Current Measure	Recommendations	Quantity	Price	Cost Estimation
Doors, Doorways, & Gates												
56	Small Gate Entry to Basketball Court/Upper Playground	Ext.		Doors, Doorways, & Gates	N/A		Clear width at door < 32"	24"	Widen the gate so that there is 32" min. clear width.	1	Labor	\$0
57	Room 107	1	107	Doors, Doorways, & Gates	Office		Maneuvering clearance(s) not provided	-	Remove chair to provide 18" min. pull-side maneuvering clearance at door.	1	Labor	\$0
58	Room 110	1	110	Doors, Doorways, & Gates	Office		Maneuvering clearance(s) not provided	-	Remove stored items to provide 18" min. pull-side maneuvering clearance at door.	1	Labor	\$0
59	Boys' Toilet Room	1	167	Doors, Doorways, & Gates	Toilet Room		Maneuvering clearance(s) not provided	-	Remove the trash can to provide 18" min. pull-side maneuvering clearance at door.	1	Labor	\$0
60	Girls' Toilet Room	1	168	Doors, Doorways, & Gates	Toilet Room		Maneuvering clearance(s) not provided	-	Remove the trash can to provide 18" min. pull-side maneuvering clearance at door.	1	Labor	\$0






**Town of Sudbury
Loring Elementary School**

ID	Location	Floor	Room	Element	Type	Photo	Issues	Current Measure	Recommendations	Quantity	Price	Cost Estimation
61	Psychologist's Office	1		Doors, Doorways, & Gates	Office		Maneuvering clearance(s) not provided	-	Remove stored objects to provide 18" min. pull-side maneuvering clearance at door.	1	Labor	\$0
62	Kindergarten	1	135	Doors, Doorways, & Gates	Classroom		Maneuvering clearance(s) not provided	-	Remove trash cans to provide 18" min. pull-side maneuvering clearance at the door.	1	Labor	\$0
63	Spanish Classroom Single-User Toilet Room	1	133	Doors, Doorways, & Gates	Toilet Room		Maneuvering clearance(s) not provided	14"	Remove shelving to provide 18" min. pull-side maneuvering clearance at door.	1	Labor	\$0
64	Men's Toilet Room	1	127	Doors, Doorways, & Gates	Toilet Room		Maneuvering clearance(s) not provided	-	Remove the trash can to provide 18" min. pull-side maneuvering clearance at the door.	1	Labor	\$0
65	Learning Center	1	115	Doors, Doorways, & Gates	Circulation		Maneuvering clearance(s) not provided	-	Remove stored items to provide 18" min. pull-side maneuvering clearance at the door.	1	Labor	\$0






**Town of Sudbury
Loring Elementary School**

ID	Location	Floor	Room	Element	Type	Photo	Issues	Current Measure	Recommendations	Quantity	Price	Cost Estimation
66	Guidance Office Suite	1	113	Doors, Doorways, & Gates	Circulation		Maneuvering clearance(s) not provided	9"	Remove stored items to provide 18" min. pull-side maneuvering clearance at the door. Labor.	1	Labor	\$0
67	Grade 2 Classroom	2	233	Doors, Doorways, & Gates	Classroom		Maneuvering clearance(s) not provided	-	Remove trash cans to provide 18" min. pull-side maneuvering clearance at the door.	1	Labor	\$0
68	Boys' Toilet Room	2	227	Doors, Doorways, & Gates	Toilet Room		Maneuvering clearance(s) not provided	-	Remove the trash can to provide 18" min. pull-side maneuvering clearance at the door.	1	Labor	\$0
69	Girls' Toilet Room	2	226	Doors, Doorways, & Gates	Toilet Room		Maneuvering clearance(s) not provided	-	Remove the trash can to provide 18" min. pull-side maneuvering clearance at the door.	1	Labor	\$0
70	Grade 4 Classroom	2	216	Doors, Doorways, & Gates	Classroom		Maneuvering clearance(s) not provided	-	Remove the trash can to provide 18" min. pull-side maneuvering clearance at the door.	1	Labor	\$0






**Town of Sudbury
Loring Elementary School**

ID	Location	Floor	Room	Element	Type	Photo	Issues	Current Measure	Recommendations	Quantity	Price	Cost Estimation
71	Main Entrance Door 1	Ext.		Doors, Doorways, & Gates	Emergency Egress		Mat not securely attached	-	Secure the mat.	1	Labor	\$0
72	Administrative Office	1		Doors, Doorways, & Gates	Office		Mat not securely attached	-	Secure the mat.	1	Labor	\$0
73	Cafetorium	1	185	Doors, Doorways, & Gates	Circulation		Mat not securely attached	-	Secure the mat.	1	Labor	\$0
74	Hallway	1		Doors, Doorways, & Gates	Circulation		Mat not securely attached	-	Secure the mat.	1	Labor	\$0
75	Cafetorium Egress	1		Doors, Doorways, & Gates	Emergency Egress		Mat not securely attached	- -	Secure the mat.	1	Labor	\$0





**Town of Sudbury
Loring Elementary School**

ID	Location	Floor	Room	Element	Type	Photo	Issues	Current Measure	Recommendations	Quantity	Price	Cost Estimation
76	Cafetorium Egress	1		Doors, Doorways, & Gates	Other		Mat not securely attached	- -	Secure the mat.	1	Labor	\$0
Ramps												
77	Ramp to Stage	1	189	Ramps	Interior		Not maintained in operable working condition	-	Remove stored items from ramp.		Labor	\$0
Stairways												
78	Stairs to Stage	1	188	Stairways	Other		Not maintained in operable working condition	-	Remove stored items blocking stair landing.	1	Labor	\$0
79	Cafetorium Stage	1		Stairways	Other		Handrails not provided	-	Provide handrails on at least one side of the stage. (Cost based on 6' of wood railing.)	1	352	\$352
Operable Parts												
80	Main Entrance Door 1	Ext.		Operable Parts	Other		Clear floor space is not provided	-	Keep stored items away from intercom.	1	Labor	\$0






**Town of Sudbury
Loring Elementary School**

ID	Location	Floor	Room	Element	Type	Photo	Issues	Current Measure	Recommendations	Quantity	Price	Cost Estimation
Dining or Work Surfaces												
81	Cafetorium	1		Dining or Work Surfaces	Dining Surface		Knee or toe clearance not provided	-	Provide at least 1 dining surface with 24" min. knee and toe clearance.	1	1100	\$1100
82	PT/OT	1		Dining or Work Surfaces	Work Surface		Knee or toe clearance not provided	22"	Provide at least 1 work surface with 24" min. knee and toe clearance.	1	700	\$700
Assembly Area												
83	Cafetorium Stage	1		Assembly Area	N/A		Assistive listening devices not provided	-	If audible communication is integral to the use of the space, provide an assistive listening system.	1	1214	\$1214
Picnic Tables												
84	Lower Playground	Ext.		Picnic Tables	N/A		At least 5% accessible spaces not provided	-	Ensure that at least 5% (minimum one) of the picnic tables in this area are accessible. (Cost based on a new accessible picnic table.)	1	1400	\$1400
85	Courtyard	Ext.		Picnic Tables	N/A		Toe or knee clearance at tables not provided Picnic table not on an accessible route	- -	Provide at least 1 picnic table in this area with toe and knee clearance. Ensure that the dining surface is connected to an accessible route. (Cost based on an accessible picnic table.)	1	1400	\$1400






**Town of Sudbury
Loring Elementary School**

ID	Location	Floor	Room	Element	Type	Photo	Issues	Current Measure	Recommendations	Quantity	Price	Cost Estimation
Exterior Benches												
86	Courtyard	Ext.		Exterior Benches	N/A		No accessible route to one bench in area	-	Provide an accessible route to 20% of benches in this area. (Cost based on a 48" wide min. x 12' long stone dust path with a max. cross slope of 1:50 (2.00%) and a max. running slope of 1:20 (5.00%).	1	384	\$384
Toilet & Bathing Rooms												
Lavatory												
87	Women's Toilet Room	1		Lavatory	N/A		Clear floor space not provided at lavatory	-	Provide at least one lavatory with a 30" min. by 48" min. clear floor space positioned for a forward approach. (Relocate paper towel dispenser out of clear floor space at lavatory.)	1	353	\$353
Toilet Compartment												
88	Men's Toilet Room	1	127	Toilet Compartment	Accessible Compartment		Flush control not on open side Non-compliant toilet paper dispenser	- -	Provide the flush control on the open side of the toilet (transfer side). Relocate toilet paper so that it is 24" min. high, located under the grab bar, and between 7" and 9" from the front of the toilet. Replace dispenser as it does not allow continuous paper flow.	1	727	\$727
Urinal												
89	Men's Toilet Room	1	127	Urinal	N/A		Rim > 17" high	18.5"	Provide at least one urinal with the rim no higher than 17" above the finished floor.	1	3248	\$3248






**Town of Sudbury
Loring Elementary School**

ID	Location	Floor	Room	Element	Type	Photo	Issues	Current Measure	Recommendations	Quantity	Price	Cost Estimation
90	Men's Toilet Room	2	213	Urinal	N/A		Rim > 17" high	18.5"	Provide at least one urinal with the rim no higher than 17" above the finished floor.	1	3248	\$3248
Dispensers												
91	Boys' Toilet Room	1	167	Dispensers	Paper Towel Dispenser		Dispenser acts as a protruding object	-	Relocate dispenser out of the circulation path or place a cane-detectable barrier under the dispenser.	1	306	\$306
92	Women's Toilet Room	1		Dispensers	Paper Towel Dispenser		Dispenser acts as a protruding object	-	Relocate dispenser out of the circulation path or place a cane-detectable barrier under the dispenser.	1	306	\$306
93	Girls' Toilet Room	2		Dispensers	Paper Towel Dispenser		Dispenser acts as a protruding object	-	Relocate dispenser out of the circulation path or place a cane-detectable barrier under the dispenser.	1	306	\$306
94	Men's Toilet Room	2	213	Dispensers	Paper Towel Dispenser		Dispenser acts as a protruding object	-	Relocate dispenser out of the circulation path or place a cane-detectable barrier under the dispenser.	1	306	\$306
Toilet Rooms for Children												






**Town of Sudbury
Loring Elementary School**

ID	Location	Floor	Room	Element	Type	Photo	Issues	Current Measure	Recommendations	Quantity	Price	Cost Estimation
Single-User Toilet (Children)												
95	Single-User Toilet Room	1	109	Single-User Toilet (Children)	N/A		Clearance at toilet < 60" clear wide	34"	Remove storage cabinet to provide a clear floor space that is 60" wide min.	1	Labor	\$0
96	Spanish Classroom Single-User Toilet Room	1	133	Single-User Toilet (Children)	N/A		Flush control not on open side Non-compliant toilet paper dispenser	- -	Move the flush control to the open side. Mount flush control between 20" - 30" above the floor. Relocate toilet paper dispenser so that it is between 14"- 19" above the floor and between 7"- 9" in front of the toilet. Ensure dispensers and other devices are not mounted above grab bars. Also relocate the paper towel and soap dispensers from above the grab bar.	1	1433	\$1433
97	Kindergarten Single-User Toilet Room	1	135	Single-User Toilet (Children)	N/A		Non-compliant toilet paper dispenser	- -	Relocate toilet paper dispenser so that it is between 14"- 19" above the floor and between 7"- 9" in front of the toilet. Ensure dispensers and other devices are not mounted above grab bars./Replace dispenser as it does not allow continuous paper flow. Also relocate the paper towel and soap dispensers from above the grab bar.	1	1058	\$1058
98	Single-User Toilet Room	1	109	Single-User Toilet (Children)	N/A		Non-compliant toilet paper dispenser Paper towel dispenser and tampon dispenser above grab bar.	-	Relocate toilet paper dispenser so that it is between 14"- 19" above the floor and between 7"- 9" in front of the toilet. Ensure dispensers and other devices are not mounted above grab bars./Replace dispenser as it does not allow continuous paper flow. Relocate all dispensers so they are not located above the grab bars. (MAAB)	3	300	\$900
Toilet Compartment (Children)												
99	Girls' Toilet Room	2		Toilet Compartment (Children)	Accessible Compartment		Side or rear grab bar < 25" or > 27" high (Ages 9 - 12) Non-compliant toilet paper dispenser	43" -	Relocate side grab bar to 25"- 27" above the floor. Relocate toilet paper dispenser so that it is between 14"- 19" above the floor and between 7"- 9" in front of the toilet. Ensure dispensers and other devices are not mounted above grab bars./Replace dispenser as it does not allow continuous paper flow.	1	609	\$609






**Town of Sudbury
Loring Elementary School**

ID	Location	Floor	Room	Element	Type	Photo	Issues	Current Measure	Recommendations	Quantity	Price	Cost Estimation
100	Boys' Toilet Room	1	147	Toilet Compartment (Children)	Accessible Compartment		Flush control not on open side Non-compliant toilet paper dispenser	- -	Provide the flush control on the open side of the toilet (transfer side), no higher than 44". Relocate toilet paper dispenser so that it is between 14"- 19" above the floor and between 7"- 9" in front of the toilet. Ensure dispensers and other devices are not mounted above grab bars./Replace dispenser as it does not allow continuous paper flow.	1	727	\$727
101	Boys' Toilet Room	2	227	Toilet Compartment (Children)	Accessible Compartment		Flush control not on open side Non-compliant toilet paper dispenser	- -	Provide the flush control on the open side of the toilet (transfer side), no higher than 44". Relocate toilet paper dispenser so that it is between 14"- 19" above the floor and between 7"- 9" in front of the toilet. Ensure dispensers and other devices are not mounted above grab bars./Replace dispenser as it does not allow continuous paper flow.	1	1778	\$1778
102	Boys' Toilet Room	1	167	Toilet Compartment (Children)	Accessible Compartment		Non-compliant toilet paper dispenser	-	Relocate toilet paper dispenser so that it is between 14"- 19" above the floor and between 7"- 9" in front of the toilet. Ensure dispensers and other devices are not mounted above grab bars./Replace dispenser as it does not allow continuous paper flow.	1	353	\$353
103	Girls' Toilet Room	1	168	Toilet Compartment (Children)	Accessible Compartment		Non-compliant toilet paper dispenser	-	Relocate toilet paper dispenser so that it is between 14"- 19" above the floor and between 7"- 9" in front of the toilet. Ensure dispensers and other devices are not mounted above grab bars./Replace dispenser as it does not allow continuous paper flow.	1	353	\$353
104	Girls' Toilet Room	1	146	Toilet Compartment (Children)	Accessible Compartment		Non-compliant toilet paper dispenser	-	Relocate toilet paper dispenser so that it is between 14"- 19" above the floor and between 7"- 9" in front of the toilet. Ensure dispensers and other devices are not mounted above grab bars./Replace dispenser as it does not allow continuous paper flow.	1	353	\$353






**Town of Sudbury
Loring Elementary School**

ID	Location	Floor	Room	Element	Type	Photo	Issues	Current Measure	Recommendations	Quantity	Price	Cost Estimation
105	Women's Toilet Room	1		Toilet Compartment (Children)	Accessible Compartment		Non-compliant toilet paper dispenser	-	Relocate toilet paper dispenser so that it is between 14"- 19" above the floor and between 7"- 9" in front of the toilet. Ensure dispensers and other devices are not mounted above grab bars. Replace dispenser as it does not allow continuous paper flow.	1	353	\$353
106	Boys' Toilet Room	2	241	Toilet Compartment (Children)	Accessible Compartment		Non-compliant toilet paper dispenser	-	Relocate toilet paper dispenser so that it is between 14"- 19" above the floor and between 7"- 9" in front of the toilet. Ensure dispensers and other devices are not mounted above grab bars./Replace dispenser as it does not allow continuous paper flow.	1	353	\$353
107	Girls' Toilet Room	2	226	Toilet Compartment (Children)	Accessible Compartment		Non-compliant toilet paper dispenser	-	Relocate toilet paper dispenser so that it is between 14"- 19" above the floor and between 7"- 9" in front of the toilet. Ensure dispensers and other devices are not mounted above grab bars./Replace dispenser as it does not allow continuous paper flow.	1	353	\$353
Lavatory (Children)												
108	Boys' Toilet Room	1	167	Lavatory (Children)	N/A		Toe or knee clearances not provided	22"	Provide at least one lavatory with 25" min. knee clearance positioned for a forward approach. Ensure toe clearance is also provided.	1	1686	\$1686
109	Boys' Toilet Room	2	241	Lavatory (Children)	N/A		Toe or knee clearances not provided	23"	Provide at least one lavatory with 25" min. knee clearance positioned for a forward approach. Ensure toe clearance is also provided.	1	1686	\$1686






**Town of Sudbury
Loring Elementary School**

ID	Location	Floor	Room	Element	Type	Photo	Issues	Current Measure	Recommendations	Quantity	Price	Cost Estimation
110	Girls' Toilet Room	2	226	Lavatory (Children)	N/A		Toe or knee clearances not provided	23"	Provide at least one lavatory with 25" min. knee clearance positioned for a forward approach. Ensure toe clearance is also provided.	1	1686	\$1686
111	Girl's Room	1		Lavatory (Children)	N/A		Toe or knee clearances not provided	23"	Provide at least one lavatory with 25" min. knee clearance positioned for a forward approach. Ensure toe clearance is also provided.	1	1686	\$1686
112	Boys Toilet Room	1	147	Lavatory (Children)	N/A		Toe or knee clearances not provided	23.25"	Provide at least one lavatory with 25" min. knee clearance positioned for a forward approach. Ensure toe clearance is also provided.	1	1686	\$1686
113	Girls Toilet Room	1	146	Lavatory (Children)	N/A		Toe or knee clearances not provided	23.25"	Provide at least one lavatory with 25" min. knee clearance positioned for a forward approach. Ensure toe clearance is also provided.	1	1686	\$1686
114		1	109	Lavatory (Children)	N/A		Toe or knee clearances not provided Exposed plumbing underneath	22" -	Provide at least one lavatory with 25" min. knee clearance positioned for a forward approach. Ensure toe clearance is also provided. Insulate or otherwise configure pipes to prevent contact, for at least one lavatory.	1	1778	\$1778






**Town of Sudbury
Loring Elementary School**

ID	Location	Floor	Room	Element	Type	Photo	Issues	Current Measure	Recommendations	Quantity	Price	Cost Estimation
115	Girls Toilet Room	1	168	Lavatory (Children)	N/A		Toe or knee clearances not provided Exposed plumbing underneath	22.5" -	Provide at least one lavatory with 25" min. knee clearance positioned for a forward approach. Ensure toe clearance is also provided. Insulate or otherwise configure pipes to prevent contact, for at least one lavatory.	1	1778	\$1778
116	Kindergarten Single-User Toilet Room	1	135	Lavatory (Children)	N/A		Toe or knee clearances not provided Exposed plumbing underneath	23.5" -	Provide at least one lavatory with 25" min. knee clearance positioned for a forward approach. Ensure toe clearance is also provided. Insulate or otherwise configure pipes to prevent contact, for at least one lavatory.	1	1778	\$1778
117	Girls Toilet Room	1	146	Lavatory (Children)	N/A		Exposed plumbing underneath	-	Insulate or otherwise configure pipes to prevent contact, for at least one lavatory.	1	92	\$92
118	Men's Room	1	127	Lavatory (Children)	N/A		Exposed plumbing underneath	-	Insulate or otherwise configure pipes to prevent contact, for at least one lavatory.	1	92	\$92
Dispensers (Children)												
119	Girls Toilet Room	1	168	Dispensers (Children)	Paper Towel Dispenser		Dispenser is a protruding object	-	Relocate dispenser out of the circulation path or place a cane-detectable barrier under the dispenser.	1	306	\$306






**Town of Sudbury
Loring Elementary School**

ID	Location	Floor	Room	Element	Type	Photo	Issues	Current Measure	Recommendations	Quantity	Price	Cost Estimation
120	Boys Toilet Room	1	147	Dispensers (Children)	Paper Towel Dispenser		Dispenser is a protruding object	-	Relocate paper towel dispenser out of the circulation path or place a cane-detectable barrier under the dispenser.	1	306	\$306
121	Girls Toilet Room	1	146	Dispensers (Children)	Paper Towel Dispenser		Dispenser is a protruding object	-	Relocate dispenser out of the circulation path or place a cane-detectable barrier under the dispenser.	1	306	\$306
Urinal (Children)												
122	Boys' Toilet Room	2	241	Urinal (Children)			Rim > 15" high (MAAB)	16.5"	Provide at least one urinal with the rim no higher than 15" above the finished floor.	1	3248	\$3248
Additional Access												
Drinking Fountains												
123	Drinking Fountain	1		Drinking Fountains	Low		No drinking fountain provided for standing users	-	Provide an additional drinking fountain for standing users or install a Hi-Lo drinking fountain.	1	4028	\$4028
124	Hallway	1	147	Drinking Fountains	Low		No drinking fountain provided for standing users	-	Provide an additional drinking fountain for standing users or install a Hi-Lo drinking fountain.	1	4028	\$4028






**Town of Sudbury
Loring Elementary School**

ID	Location	Floor	Room	Element	Type	Photo	Issues	Current Measure	Recommendations	Quantity	Price	Cost Estimation
125	Drinking Fountain	2		Drinking Fountains	Low		No drinking fountain provided for standing users	-	Provide an additional drinking fountain for standing users or install a Hi-Lo drinking fountain.	1	4028	\$4028
Sink												
126	Health Exam Room	1	108	Sink	Other		Clear floor space not provided at sink Exposed plumbing underneath sink	- -	Provide a 30" by 48" clear floor space positioned for a forward approach (relocate stored objects). Insulate or otherwise configure pipes at sink.	1	92	\$92
127	Learning Center	1	115	Sink	Other		Toe and knee clearances not provided	20.75"	Ensure there is a 27" knee clearance positioned for a forward approach.	1	1686	\$1686
128	Grade 4 Classroom	2	216	Sink	Classroom		Toe and knee clearances not provided	-	Ensure there is a 25" knee clearance positioned for a forward approach.	1	1686	\$1686
129	Music Room	1	164	Sink	Other		Toe and knee clearances not provided Exposed plumbing underneath sink	- -	Ensure there is a 27" knee clearance positioned for a forward approach. Insulate or otherwise configure pipes at sink.	1	1778	\$1778

**Town of Sudbury
Loring Elementary School**






ID	Location	Floor	Room	Element	Type	Photo	Issues	Current Measure	Recommendations	Quantity	Price	Cost Estimation
130	Work Room	1		Sink	Other		Toe and knee clearances not provided Exposed plumbing underneath sink	- -	Ensure there is a 27" knee clearance positioned for a forward approach. Insulate or otherwise configure pipes at sink.	1	1778	\$1778
131	Grade 3 Classroom	2	236	Sink	Classroom		Toe and knee clearances not provided Exposed plumbing underneath sink	21" -	Ensure there is a 27" knee clearance positioned for a forward approach. Insulate or otherwise configure pipes at sink.	1	1778	\$1778
132	Grade 2 Classroom	2	233	Sink	Classroom		Toe and knee clearances not provided Exposed plumbing underneath sink	- -	Ensure there is a 27" knee clearance positioned for a forward approach. Insulate or otherwise configure pipes at sink.	1	1778	\$1778
133	Cafetorium	1		Sink	Other		Exposed plumbing underneath sink	-	Insulate or otherwise configure pipes at sink.	1	92	\$92
Sinks for Children's Use												
134	Grade 1 Classroom	1	162	Sinks for Children's Use	Classroom		Exposed plumbing underneath Knee or toe clearance not provided	- 20"	Insulate or otherwise configure pipes to prevent contact, for at least one sink. Provide at least one sink with 25" high knee and toe clearance positioned for a forward approach.	1	1778	\$1778

**Town of Sudbury
Loring Elementary School**





ID	Location	Floor	Room	Element	Type	Photo	Issues	Current Measure	Recommendations	Quantity	Price	Cost Estimation
135	Literacy	1	161	Sinks for Children's Use	Other		Exposed plumbing underneath Knee or toe clearance not provided	- -	Insulate or otherwise configure pipes to prevent contact, for at least one sink. Provide at least one sink with 25" high knee and toe clearance positioned for a forward approach.	1	1778	\$1778
136	Special Education	1	159	Sinks for Children's Use	Classroom		Exposed plumbing underneath Knee or toe clearance not provided	- -	Insulate or otherwise configure pipes to prevent contact, for at least one sink. Provide at least one sink with 25" high knee and toe clearance positioned for a forward approach.	1	1778	\$1778
137	Kindergarten	1	135	Sinks for Children's Use	Classroom		Exposed plumbing underneath Knee or toe clearance not provided	- -	Insulate or otherwise configure pipes to prevent contact, for at least one sink. Provide at least one sink with 25" high knee and toe clearance positioned for a forward approach.	1	1778	\$1778
138	Spanish	1	133	Sinks for Children's Use	Classroom		Exposed plumbing underneath Knee or toe clearance not provided	- -	Insulate or otherwise configure pipes to prevent contact, for at least one sink. Provide at least one sink with 25" high knee and toe clearance positioned for a forward approach.	1	1778	\$1778
139	Grade 5 Classroom	2	220	Sinks for Children's Use	Classroom		Knee or toe clearance not provided	-	Provide at least one sink with 25" high knee and toe clearance positioned for a forward approach.	1	1686	\$1686

Play and Sport Areas


**Town of Sudbury
Loring Elementary School**

ID	Location	Floor	Room	Element	Type	Photo	Issues	Current Measure	Recommendations	Quantity	Price	Cost Estimation
Play Areas												
140	Entry - Lower Playground Border at Street	Ext.		Play Areas	N/A		Accessible route not provided to playground	-	Install an accessible route to the playground. Reduce change in level at the playground border to 1/2" max. beveled for a width of 4' wide min. Note: Costs are not included in this catalog because IHCD has been told that Sudbury has budgeted for a new compliant lower playground.	1	-	\$0
141	Route Between Upper and Lower Outdoor Amenities	Ext.		Play Areas	N/A		Accessible route not provided to playground	-	Note: An accessible route is not provided from the school basketball court and upper playground to the lower playground area. See Figure 1 in the report narrative for details regarding the provision of an accessible route between outdoor amenities.	1	-	\$0
142	Lower Playground	Ext.		Play Areas	N/A		Accessible route not provided around playground	-	Provide an accessible route around the play area. Note: Costs are not included in this catalog for an accessible route around the lower playground because IHCD has been told that Sudbury has budgeted for a new compliant lower playground.	1	-	\$0
143	Upper Playground	Ext.		Play Areas	N/A		Accessible route not provided around playground	-	Provide an accessible route around the play area. (Cost estimate for a 4' wide min. by 150' stone dust path around the perimeter sides of the playground not bordered by the fence.)	1	4800	\$4800
144	Upper Playground	Ext.		Play Areas	N/A		Accessible route not provided to play components	-	Provide a compliant impact-attenuating surface to and around the play components. (Cost estimate for 1,200 sq. ft. of poured-in-place rubber surface.)	1	16800	\$16800

**Town of Sudbury
Loring Elementary School**

ID	Location	Floor	Room	Element	Type	Photo	Issues	Current Measure	Recommendations	Quantity	Price	Cost Estimation
145	Lower Playground	Ext.		Play Areas	N/A		Accessible route not provided to play components	-	Provide a compliant impact-attenuating surface to and around the play components. (Cost estimate for 1500 sq. ft. of poured-in-place rubber surface.) Note: Costs for this remedy are not included in this catalog because IHCD has been told that Sudbury has budgeted for a new compliant lower playground.	1	-	\$0
Field												
146	Baseball Field	Ext.		Field	Baseball		Accessible spaces not provided at team seating Field not connected to an accessible route	- -	Provide a 36" x 48" clear floor space at team seating. Provide an accessible route to the field. (Cost estimate for a 4' wide min. x 240' long stone dust path providing an accessible route to the boundary of sport activity at the baseball field and connecting to the team seating.)	1	7680	\$7680
Court												
147	Gymnasium	1	154	Court	Basketball		Accessible spaces are not provided at sidelines seating	-	Provide a 36" x 48" clear floor space at sidelines seating. Number of accessible seats required is based on the total number of bleacher seats. See the 2010 ADA Standards for Accessible Design Table 221.2.1.	1	-	\$0
Best Practice												
Bench												
148	Courtyard	Ext.		Bench	N/A				Recommend providing a 36"x48" stable, firm and slip resistant surface at the end of at least one bench in this area so someone using a wheeled mobility device can sit at the end of the bench with shoulder alignment with someone seated on the bench. Suggest asphalt or stone dust as the surface.	1	-	\$0

**Town of Sudbury
Loring Elementary School**

ID	Location	Floor	Room	Element	Type	Photo	Issues	Current Measure	Recommendations	Quantity	Price	Cost Estimation
Sign with International Symbol of Accessibility (ISA)												
149	Accessible Parking Opposite Exit 11 and 10	Ext.		Sign with International Symbol of Accessibility (ISA)	N/A				Recommend replacing or repainting the signs with the International Symbol of Accessibility to increase contrast between text and symbols and background and improve legibility of accessible parking signs.	2	-	\$0

Nixon Elementary School



Town of Sudbury ADA Transition Plan

January 2021



Institute for Human Centered Design

200 Portland Street, Boston, MA 02114
www.IHCDesign.org • info@IHCDesign.org
617-695-1225 voice/ tty

Background

Year Built: 1960 Year Renovated: 1990, 1995

Nixon Elementary School, located at 472 Concord Road, is a one story building serving students from kindergarten through the fifth grade.

There are two accessible entrances; the main entrance is located on the southeast side and there is a secondary entrance on the north side of the building by the back parking lot. There are 11 exits in addition to these two doors.

The school contains administrative offices; a health office with a single-user toilet room; classrooms for kindergarten through the fifth grade; a cafeteria with a stage; a learning studio; a library; classrooms for Spanish, art, science and music; a learning center; and a gym. Three sets of multi-user toilet rooms for girls and boys are provided.

Parking is located on the north and south side. Exterior amenities include a courtyard at the center of the building with picnic tables, raised garden beds and benches; a basketball court on the north side; and a soccer field on the southeast side. A playground on the west side was under construction at the time of survey and was unable to be assessed.

Key Accessibility Issues

Exterior Access Routes

Accessibility issues with walkways around the school include walkways with excessive changes in level and surface openings, walkways with protruding objects, walkways that are not maintained in operable working condition and walkways with surfaces that are not stable, firm and slip resistant.

Parking

Accessibility issues with parking include lack of a sign with the designation "Van Accessible" at one van accessible parking space in the front and back parking lots.

Signage

Accessibility issues with signage include noncompliant or missing egress signage, including lack of a sign with an illuminated International Symbol of Accessibility (ISA) at exit doors that connect directly to an accessible means of egress.

Dining and Work Surfaces

Accessibility issues include lack of accessible work surfaces in eight (8) locations and lack of accessible picnic tables in two (2) locations. In addition, picnic tables in three (3) locations are not located on an accessible route.

Toilet Rooms

Accessibility issues in toilet rooms include lack of a required ambulatory compartment in three (3) multi-user girls' toilet rooms, lack of pipes that are protected against contact under lavatories, flush valves not located on the open or transfer side, dispensers mounted above grab bars, and malfunctioning self-closing hinges at accessible compartments. Additional accessibility issues with toilet rooms include urinals and mirrors mounted higher than the maximum height allowed, dispensers that protrude into the circulation path, and grab bars mounted at incorrect heights.

Drinking Fountains

Accessibility issues include lack of drinking fountains for standing users in six (6) locations.

Classroom Sinks

Accessibility issues with sinks in classrooms include lack of the minimum required knee and toe clearance, exposed pipes and faucets that are not operable with a closed fist.

Additional Accessibility Issues

- Lack of handrails on both sides of the ramp to the stage.
- Some carpets and mats are not secured.
- Lack of an accessible route to the book-sharing box.
- Lack of an accessible route to the soccer field.
- Lack of an accessible service counter at reception.

Nixon Elementary School

- Lack of integrated accessible seating at the bleachers in the music room.*
- Lack of an assistive listening system in Special Room Number 33.

Note: Where a sound system, microphone and/or speaker are integral to the use of the space, an assistive listening system (ALS) must be provided. If an assistive listening system is present, a sign indicating its availability is required.

Order of Magnitude Cost Estimates

- Renovate and provide exterior accessible routes at walkways around school: \$12,744
- Provide signage with the designation "Van Accessible" at one space in each lot: \$1,000
- Provide an assistive listening system: \$1,214
- Provide eight (8) accessible work surfaces: \$1,600
- Renovate and provide egress signage: \$3,920
- Provide handrails on both sides of the ramp to the stage: \$2,640
- Provide accessible picnic tables and an accessible route to the accessible picnic table: \$5,840
- Provide an accessible route to one bench in each area: \$1,392
- Renovate toilet rooms: \$29,401
- Provide drinking fountains for standing users: \$24,356
- Renovate classroom sinks (in rooms that have sinks, one accessible sink per grade and in unique rooms that have sinks, such as the art room): \$36,024
- Miscellaneous corrective actions (including accessible operable parts, route to the soccer field, service counter, protruding objects etc.): \$3,662

Total: \$123,793*

***Note:** Costs to provide integrated accessible seating at the music room are not included. The number of accessible integrated seats that are required is based on the number of available bleacher seats as indicated in Table 221.2.1, *Number*

of Wheelchair Spaces in Assembly Areas in the 2010 ADA Standards for Accessible Design.

Best Practice and Inclusive Design






Best practice and inclusive design recommendations include elements that are not required in the standards but may create enhanced experiences for all users.

- Recommend providing accessible designation signage at permanent rooms that lack signage.
- Recommend providing handrails on each side of the stair to the stage.
- Recommend providing a 10" high solid surface (kickplate) on the push side of the gate to the playground.
- Recommend providing a 48" wide accessible route around the accessible picnic table.
- Recommend providing a 36" x 48" space alongside one bench in each area positioned so that a person using a wheelchair can sit shoulder to shoulder with someone seated on the bench.
- Recommend providing a variety of benches, including benches with backs and armrests.






Figure 1: In the following image, orange lines show recommended stone dust routes in the courtyard, to the soccer field and between the playground and front parking lot:








**Town of Sudbury
Nixon Elementary School**

ID	Location	Floor	Room	Element	Type	Photo	Issues	Current Measure	Recommendations	Quantity	Price	Cost Estimation
Approach and Entrance												
Exterior Access Route												
1	Path to Basketball Court From Back Entrance	Ext.		Exterior Access Route	Walkway		Obstructed by protruding objects	-	Trim low hanging branches in trees.	1	200	\$200
2	Back Road From Playground to Front Parking	Ext.		Exterior Access Route	Walkway		Surface openings > 1/2" Level changes > 1/4" Surface is not stable, firm, and slip-resistant	1" -	Alter change in level to be 1/4" high max. Repair surface. (Cost estimate for a 188' long, 4' wide stone dust route.)	1	6016	\$6016
3	Path to Basketball Court From Back Entrance	Ext.		Exterior Access Route	Exterior		Surface openings > 1/2" Route not maintained in operable working condition	2"	Repair asphalt so that openings are 1/2" max. Ensure the accessible route is maintained in operable working condition. (Cost estimate for 6' long by 4' wide area of asphalt.)	1	240	\$240
4	Egress Door 7	Ext.		Exterior Access Route	Exterior		Level changes > 1/4"	1"	Alter change in level to be 1/4" high max.	1	160	\$160
5	Path to Football Field and New Playground	Ext.		Exterior Access Route	Walkway		Surface is not stable, firm, and slip-resistant Route not maintained in operable working condition	- -	Repair surface. Ensure the accessible route is maintained in operable working condition. (Cost estimate for 30' long 4' wide of asphalt.)	1	1200	\$1200






**Town of Sudbury
Nixon Elementary School**

ID	Location	Floor	Room	Element	Type	Photo	Issues	Current Measure	Recommendations	Quantity	Price	Cost Estimation
6	Path to Basketball Court From Back Entrance	Ext.		Exterior Access Route	Walkway		Surface is not stable, firm, and slip-resistant Route not maintained in operable working condition	- -	Repair surface. Ensure the accessible route is maintained in operable working condition. (Cost estimate for 10' long by 4' wide area of asphalt.)	1	400	\$400
7	Path to Basketball Court From Back Entrance	Ext.		Exterior Access Route	Walkway		Surface is not stable, firm, and slip-resistant Route not maintained in operable working condition	- -	Repair surface. Ensure the accessible route is maintained in operable working condition. (Cost estimate for 10' long by 4' wide area of asphalt.)	1	400	\$400
8	Corridor Exit 12 by Office 19	1	19	Exterior Access Route	Walkway		Route not maintained in operable working condition	-	Ensure the accessible route is maintained in operable working condition. (Cost estimate for 4' x 4' asphalt area.)	1	160	\$160
9	Courtyard Patio	Ext.		Exterior Access Route	Exterior		Route not maintained in operable working condition	-	Ensure the accessible route is maintained in operable working condition.	1	Labor	\$0
10	Egress Door 13 Route	Ext.		Exterior Access Route	Exterior		Route not maintained in operable working condition	-	Ensure the accessible route is maintained in operable working condition.	1	160	\$160






**Town of Sudbury
Nixon Elementary School**

ID	Location	Floor	Room	Element	Type	Photo	Issues	Current Measure	Recommendations	Quantity	Price	Cost Estimation
11	Path to Soccer Field and New Playground	Ext.		Exterior Access Route	Walkway		Route not maintained in operable working condition Surface is not stable, firm, and slip-resistant	- -	Repair surface. Ensure the accessible route is maintained in operable working condition. (Cost estimate for 10' long 4' wide of asphalt.)	1	400	\$400
12	Path to Basketball Court From Back Entrance	Ext.		Exterior Access Route	Walkway		Route not maintained in operable working condition Surface is not stable, firm, and slip-resistant	- -	Repair surface. Ensure the accessible route is maintained in operable working condition. (Cost estimate for 6' long by 4' wide area of asphalt.)	1	240	\$240
13	Courtyard Garden Beds and Bench	Ext.		Exterior Access Route	Exterior		Accessible route not provided	-	Ensure an accessible route is provided to the garden beds and one bench in the courtyard. (Cost estimate for a 83' long by 4' wide stone dust walkway.)	1	2656	\$2656
14	Courtyard Chess Table	Ext.		Exterior Access Route	Exterior		Accessible route not provided	-	Provide an accessible route to the chess board. (Cost estimate for a 10' long by 4' wide stone dust walkway.)	1	320	\$320
15	Bike Rack on Left Side of Entrance	Ext.		Exterior Access Route	Walkway		Accessible route not provided	-	Ensure an accessible route is provided. (Cost based on a 6' long by 4' wide stone dust route.)	1	192	\$192






**Town of Sudbury
Nixon Elementary School**

ID	Location	Floor	Room	Element	Type	Photo	Issues	Current Measure	Recommendations	Quantity	Price	Cost Estimation
Off-Street Parking Lot or Garage												
16	Back Parking Lot	Ext.		Off-Street Parking Lot or Garage	Visitor		Total # of parking Total # of designated accessible parking spaces Total # of designated van accessible spaces Sign does not have the designation "Van Accessible"	37 2 0 -	Add the designation "Van Accessible" to one parking space.	1	500	\$500
17	Front Parking Lot	Ext.		Off-Street Parking Lot or Garage	Visitor		Total # of parking Total # of designated accessible parking spaces Total # of designated van accessible spaces Sign does not have the designation "Van Accessible"	60 3 0 -	Add the designation "Van Accessible" to one of the accessible parking spaces.	1	500	\$500
Emergency Exit												
18	Egress Door 6	1		Emergency Exit	N/A		Tactile sign not provided at exit Directional sign to accessible emergency exit not provided	- -	Provide tactile exit signs with raised characters and braille at exit doors. Mount signs between 48"- 60" above the finished floor located on the latch side of the door. Provide a directional sign indicating the location of the nearest accessible emergency exit.	1	464	\$464
19	Main Entrance Door 1 (Egress)	1		Emergency Exit	N/A		Tactile sign not provided at exit Illuminated Int. Symbol of Acc. not provided (MAAB)	- -	Provide tactile exit signs with raised characters and braille at exit doors. Mount signs between 48"- 60" above the finished floor located on the latch side of the door. Provide an illuminated sign with the International Symbol of Accessibility.	1	432	\$432
20	Egress Door 7	1		Emergency Exit	N/A		Tactile sign not provided at exit Illuminated Int. Symbol of Acc. not provided (MAAB)	- -	Provide tactile exit signs with raised characters and braille at exit doors. Mount signs between 48"- 60" above the finished floor located on the latch side of the door. Provide an illuminated sign with the International Symbol of Accessibility.	1	432	\$432






**Town of Sudbury
Nixon Elementary School**

ID	Location	Floor	Room	Element	Type	Photo	Issues	Current Measure	Recommendations	Quantity	Price	Cost Estimation
21	Egress Door 2	1		Emergency Exit	N/A		Tactile sign not provided at exit Illuminated Int. Symbol of Acc. not provided (MAAB)	- -	Provide tactile exit signs with raised characters and braille at exit doors. Mount signs between 48"- 60" above the finished floor located on the latch side of the door. Provide an illuminated sign with the International Symbol of Accessibility.	1	432	\$432
22	Egress Door 13	1		Emergency Exit	N/A		Tactile sign not provided at exit Illuminated Int. Symbol of Acc. not provided (MAAB)	- -	Provide tactile exit signs with raised characters and braille at exit doors. Mount signs between 48"- 60" above the finished floor located on the latch side of the door. Provide an illuminated sign with the International Symbol of Accessibility.	1	432	\$432
23	Egress Door 8	1		Emergency Exit	N/A		Tactile sign not provided at exit Illuminated Int. Symbol of Acc. not provided (MAAB)	- -	Provide tactile exit signs with raised characters and braille at exit doors. Mount signs between 48"- 60" above the finished floor located on the latch side of the door. Provide an illuminated sign with the International Symbol of Accessibility.	1	432	\$432
24	Gym Egress Door 9	1	16	Emergency Exit	N/A		Tactile sign not provided at exit Illuminated Int. Symbol of Acc. not provided (MAAB)	- -	Provide tactile exit signs with raised characters and braille at exit doors. Mount signs between 48"- 60" above the finished floor located on the latch side of the door. Provide an illuminated sign with the International Symbol of Accessibility.	1	432	\$432
25	Gym Egress Door 10	1	16	Emergency Exit	N/A		Tactile sign not provided at exit Illuminated Int. Symbol of Acc. not provided (MAAB)	- -	Provide tactile exit signs with raised characters and braille at exit doors. Mount signs between 48"- 60" above the finished floor located on the latch side of the door. Provide an illuminated sign with the International Symbol of Accessibility.	1	432	\$432






**Town of Sudbury
Nixon Elementary School**

ID	Location	Floor	Room	Element	Type	Photo	Issues	Current Measure	Recommendations	Quantity	Price	Cost Estimation
26	Corridor Exit 12 by Office 19	1	19	Emergency Exit	N/A		Tactile sign not provided at exit Illuminated Int. Symbol of Acc. not provided (MAAB)	- -	Provide tactile exit signs with raised characters and braille at exit doors. Mount signs between 48"- 60" above the finished floor located on the latch side of the door. Provide an illuminated sign with the International Symbol of Accessibility.	1	432	\$432
27	Corridor Exit 12 by Office 19	1	19	Emergency Exit	N/A		Door requires > 15 lbs. of force to open	20 lbs	Adjust closers of exterior doors so doors do not require more than 15 pounds of force.	1	Labor	\$0
28	Egress Door 8	Ext.		Emergency Exit	N/A		Door requires > 15 lbs. of force to open	18lbs	Adjust closers of exterior doors so doors do not require more than 15 pounds of force.	1	Labor	\$0
Access to Goods and Services												
Interior Access Route												
29	Library Media Center	1	1	Interior Access Route	N/A		Route < 36" wide	34.5"	Ensure that a clear width of 36" min. is maintained at the accessible route.	1	Labor	\$0
30	Tray Drop by Kitchen Area	1		Interior Access Route	N/A		Obstructed by protruding objects	12"	Provide a cane-detectable barrier at each side of the tray drop.	2	306	\$612






**Town of Sudbury
Nixon Elementary School**

ID	Location	Floor	Room	Element	Type	Photo	Issues	Current Measure	Recommendations	Quantity	Price	Cost Estimation
31	Library Media Center	1	1	Interior Access Route	N/A		Surface not stable, firm, and slip-resistant	-	Secure the mat.	1	Labor	\$0
32	Spanish Class	1	14	Interior Access Route	N/A		Surface not stable, firm, and slip-resistant	-	Secure the mat.	1	Labor	\$0
Doors, Doorways, & Gates												
33	Office	1	20	Doors, Doorways, & Gates	Office		Clear width at door < 32"	27"	Relocate furniture to ensure there is a 32" min wide route into the room.	1	Labor	\$0
34	Learning Studio	1	22	Doors, Doorways, & Gates	Classroom		Maneuvering clearance(s) not provided	13"	Relocate the table out of the door maneuvering clearance.	1	Labor	\$0
35	Grade 3 Classroom	1	25	Doors, Doorways, & Gates	Classroom		Maneuvering clearance(s) not provided	-	Relocate blue storage cart.	1	Labor	\$0






**Town of Sudbury
Nixon Elementary School**

ID	Location	Floor	Room	Element	Type	Photo	Issues	Current Measure	Recommendations	Quantity	Price	Cost Estimation
36	Grade 1 Classroom	1	27	Doors, Doorways, & Gates	Classroom		Maneuvering clearance(s) not provided	-	Relocate trash bin.	1	Labor	\$0
37	Counselor's Office	1	35	Doors, Doorways, & Gates	Office		Maneuvering clearance(s) not provided	-	Relocate fire extinguisher out of door maneuvering clearance.	1	Labor	\$0
Ramps												
38	Accessible Stage Access	1		Ramps	Interior		Handrails not provided at both sides if rise is > 6"	-	Provide handrails on both sides.	1	2640	\$2640
Signage												
39	Gym	1	16	Signage	Designation		Raised characters < 48" or > 60" above ground	63"	Mount signs so that the baseline of the lowest tactile character is 48" min. above finished floor and the baseline of the highest tactile character is 60" max. above the finished floor.	1	Labor	\$0
40	Cafeteria	1		Signage	Designation		Sign not located on the latch side of the door	-	Locate sign at permanent rooms alongside the door on the latch side.	1	Labor	\$0






**Town of Sudbury
Nixon Elementary School**

ID	Location	Floor	Room	Element	Type	Photo	Issues	Current Measure	Recommendations	Quantity	Price	Cost Estimation
41	Girls' Toilet Room Near the Gym	1		Signage	Designation		Sign not located on the latch side of the door	-	Locate sign at permanent rooms alongside the door on the latch side.	1	Labor	\$0
Service Counter												
42	Reception	1		Service Counter	N/A		Counter > 36" high	45"	Provide a counter that is 36" max. above the finished floor.	1	880	\$880
Operable Parts												
43	Book Sharing Box	Ext.		Operable Parts	Other		Element not on an accessible route Not operable with a closed fist	- -	Ensure the library box is located on an accessible route. Provide hardware that can be operable with one hand and not require tight grasping, pinching, or twisting of the wrist. (Cost estimate for a 6' long by 4' wide stone dust route.)	1	442	\$442
44	Learning Studio	1	22	Operable Parts	Other		Forward reach if obstruction > 20"- 25" deep is > 44" high	57", 53"	Ensure that the controls for the paper towel dispenser and the soap dispenser are not higher than 44" above the finished floor.	2	256	\$512
45	Math and Literacy	1	28	Operable Parts	Other		Side reach if obstruction > 24" deep is > 46" high	50" high 32" deep	Ensure that control of the paper towel dispenser is not located any deeper than 24" and any higher than 46" above the finished floor. Relocate file cabinet.	1	Labor 256	\$256






**Town of Sudbury
Nixon Elementary School**

ID	Location	Floor	Room	Element	Type	Photo	Issues	Current Measure	Recommendations	Quantity	Price	Cost Estimation
Dining or Work Surfaces												
46	Library Media Center Computer Terminal	1	1	Dining or Work Surfaces	Work Surface		Knee or toe clearance not provided	8" deep	Provide at least 1 work surface with 24" min. high knee and toe clearance that has 30" min. clear width.	1	200	\$200
47	Grade 4 Classroom	1	12	Dining or Work Surfaces	Work Surface		Knee or toe clearance not provided	23.5"	Provide at least 1 work surface with 24" min. high knee and toe clearance that has 30" min. clear width.	1	200	\$200
48	Grade 3 Classroom	1	25	Dining or Work Surfaces	Work Surface		Knee or toe clearance not provided	21" wide	Provide at least 1 work surface with 24" min. high knee and toe clearance that has 30" min. clear width.	1	200	\$200
49	Grade 2 Classroom	1	26	Dining or Work Surfaces	Work Surface		Knee or toe clearance not provided	-	Provide at least 1 work surface with 24" min. high knee and toe clearance that has 30" min. clear width.	1	200	\$200
50	Grade 1 Classroom	1	27	Dining or Work Surfaces	Work Surface		Knee or toe clearance not provided	-	Provide at least 1 work surface with 24" min. high knee and toe clearance that has 30" min. clear width.	1	200	\$200






**Town of Sudbury
Nixon Elementary School**

ID	Location	Floor	Room	Element	Type	Photo	Issues	Current Measure	Recommendations	Quantity	Price	Cost Estimation
51	Special Room	1	31	Dining or Work Surfaces	Work Surface		Knee or toe clearance not provided	-	Provide at least 1 work surface with 24" min. high knee and toe clearance that has 30" min. clear width.	1	200	\$200
52	Special Room	1	33	Dining or Work Surfaces	Work Surface		Knee or toe clearance not provided	18" wide	Provide at least 1 work surface with 24" min. high knee and toe clearance that has 30" min. clear width.	1	200	\$200
53	Grade 5 Classroom	1	8	Dining or Work Surfaces	Work Surface		Knee or toe clearance not provided	18.5" wide	Provide at least 1 work surface with 24" min. high knee and toe clearance that has 30" min. clear width.	1	200	\$200
Assembly Area												
54	Music Room	1	18	Assembly Area	N/A		Minimum # wheelchair spaces not provided	-	Provide integrated wheelchair spaces in the bleachers based on ADA 2010 Standards 221.2.1.1.	1	-	\$0
55	Special Room	1	33	Assembly Area	N/A		Assistive listening devices not provided	-	If audible communication is integral to the use of the space, provide an assistive listening system.	1	1214	\$1214






**Town of Sudbury
Nixon Elementary School**

ID	Location	Floor	Room	Element	Type	Photo	Issues	Current Measure	Recommendations	Quantity	Price	Cost Estimation
Picnic Tables												
56	Courtyard Picnic Area	Ext.		Picnic Tables	N/A		Toe or knee clearance at tables not provided Picnic table not on an accessible route	- -	Provide at least one picnic table has toe and knee clearance. Ensure that the picnic table is connected to an accessible route. (Cost estimate for a 50' long by 4' wide stone dust route and an accessible picnic table.)	1	3000	\$3000
57	Picnic Tables by New Playground	Ext.		Picnic Tables	N/A		Toe or knee clearance at tables not provided Picnic table not on an accessible route	- -	Provide one accessible picnic table in this area and provide an accessible route to it. (Cost estimate for an accessible picnic table and a 30' long by 4' wide asphalt route to it).	1	2600	\$2600
58	Chess Picnic Table by the New Playground	Ext.		Picnic Tables	N/A		Picnic table not on an accessible route	- -	Provide an accessible route to one picnic table in this area. (Cost estimate for a 6' long by 4' wide asphalt route.)	1	240	\$240
Exterior Benches												
59	Soccer Field Bench	Ext.		Exterior Benches			No accessible route to one bench in area		Locate one bench in this area on an accessible route.	1	Labor	\$0
60	Bench by the New Playground	Ext.		Exterior Benches	N/A		No accessible route to one bench in area		Provide an accessible route to one bench in this area. (Cost estimate for a 30' long, 4' wide asphalt route.)	1	1200	\$1200






**Town of Sudbury
Nixon Elementary School**

ID	Location	Floor	Room	Element	Type	Photo	Issues	Current Measure	Recommendations	Quantity	Price	Cost Estimation
61	Benches in Front of Cafeteria	Ext.		Exterior Benches	N/A		No accessible route to one bench in area	-	Provide an accessible route to one bench. (Cost estimate for a 6' long 4' wide stone dust walkway.)	1	192	\$192
Toilet & Bathing Rooms												
Overall Access												
62	Girls' Toilet Room by Room 27	1		Overall Access	Toilet Room		6 fixtures, but no ambulatory compartment provided	-	Provide one ambulatory accessible compartment.	1	3012	\$3012
63	Girls' Toilet Room by the Gym	1		Overall Access	Toilet Room		6 fixtures, but no ambulatory compartment provided	-	Provide one ambulatory accessible compartment.	1	3012	\$3012
64	Girls' Toilet Room Near Classroom 8	1		Overall Access	Toilet Room		6 fixtures, but no ambulatory compartment provided	-	Provide one ambulatory accessible compartment.	1	3012	\$3012
Lavatory												
65	Health Office Toilet Room	1		Lavatory	N/A		Toe or knee clearances not provided Plumbing underneath is exposed	24" -	Provide at least one lavatory with 27" knee and toe clearance positioned for a forward approach. Insulate or otherwise configure pipes to prevent contact at lavatory.	1	1778	\$1778






**Town of Sudbury
Nixon Elementary School**

ID	Location	Floor	Room	Element	Type	Photo	Issues	Current Measure	Recommendations	Quantity	Price	Cost Estimation
66	Girls' and Boys' Toilet Rooms by the Gym	1		Lavatory	N/A		Plumbing underneath is exposed	-	Insulate or otherwise configure pipes to prevent contact for at least one lavatory at the high lavatory.	2	92	\$184
67	Boys' Toilet Room Near Classroom 8	1		Lavatory	N/A		Plumbing underneath is exposed	-	Insulate or otherwise configure pipes to prevent contact for at least one lavatory (the high lavatory).	1	92	\$92
68	Girls' Toilet Room Near Classroom 8	1		Lavatory	N/A		Plumbing underneath is exposed	-	Insulate or otherwise configure pipes to prevent contact for at least one lavatory (the high lavatory).	1	92	\$92
Single-User Toilet												
69	Health Office Toilet Room	1		Single-User Toilet	N/A		Centerline < or > 18" (MAAB) Side or rear grab bar < 33" or > 36" high Toilet paper dispenser is not compliant	20.5" 30.5" -	Relocate toilet so that the centerline is 18" from the side wall. Mount grab bars 33"- 36" above the floor. Relocate toilet paper so that it is 24" min. high, located under the grab bar, and between 7" and 9" from the front of the toilet. Ensure it is not mounted over the grab bars.	1	3973	\$3973
Toilet Compartment												
70	Girls' Toilet Room by the Gym	1		Toilet Compartment	Accessible Compartment		Door has non-compliant hardware Door has malfunctioning self-closing hinge	- -	Provide hardware that can be operable with one hand and not require tight grasping, pinching, or twisting of the wrist. Repair hinge.	1	70 Labor	\$70

**Town of Sudbury
Nixon Elementary School**






ID	Location	Floor	Room	Element	Type	Photo	Issues	Current Measure	Recommendations	Quantity	Price	Cost Estimation
71	Boys' Toilet Room by the Gym	1		Toilet Compartment	Accessible Compartment		Door has malfunctioning self-closing hinge		Repair hinge.	1	Labor	\$0
72	Girls' Toilet Room Near Classroom 8	1		Toilet Compartment	Accessible Compartment		Door has malfunctioning self-closing hinge	-	Repair hinge.	1	Labor	\$0
73	Boys' Toilet Room Near Classroom 8	1		Toilet Compartment	Accessible Compartment		Door has malfunctioning self-closing hinge	-	Repair hinge.	1	Labor	\$0
74	Girls' Toilet Room Near Classroom 8	1		Toilet Compartment	Accessible Compartment		Flush control not on open side	-	Provide the flush control on the open side of the toilet (transfer side).	1	374	\$374
75	Girls' Toilet Room by the Gym	1		Toilet Compartment	Accessible Compartment		Flush control not on open side Non-compliant toilet paper dispenser	- -	Provide the flush control on the open side of the toilet (transfer side). Relocate toilet paper so that it is 24" min. high, located under the grab bar, and between 7" and 9" from the front of the toilet.	1	630	\$630

**Town of Sudbury
Nixon Elementary School**






ID	Location	Floor	Room	Element	Type	Photo	Issues	Current Measure	Recommendations	Quantity	Price	Cost Estimation
76	Boys' Toilet Room by the Gym	1		Toilet Compartment	Accessible Compartment		Non-compliant toilet paper dispenser		Relocate toilet paper so that it is 24" min. high, located under the grab bar, and between 7" and 9" from the front of the toilet.	1	256	\$256
Dispensers												
77	Health Office	1		Dispensers	Paper Towel Dispenser		Controls > 42" high Dispenser acts as a protruding object	54.5" -	Relocate paper towel dispenser so the operable part is 42" max. above the finished floor. Relocate dispenser out of the circulation path.	1	256	\$256
78	Boys' and Girls' Toilet Rooms by Room 27	1		Dispensers	Paper Towel Dispenser		Dispenser acts as a protruding object	-	Relocate paper towel dispensers out of the circulation path.	4	353	\$1412
79	Girls' Toilet Room Near Classroom 8	1		Dispensers	Paper Towel Dispenser		Dispenser acts as a protruding object	10"	Relocate higher paper towel dispenser out of the circulation path. Alternatively, lower it so that the bottom edge is at 27" max.	1	256	\$256
80	Boys' Toilet Room Near Classroom 8	1		Dispensers	Paper Towel Dispenser		Dispenser acts as a protruding object	-	Relocate dispensers out of the circulation path. Alternatively, lower them so that the bottom edge is at 27" max.	2	256	\$512

Toilet Rooms for Children






**Town of Sudbury
Nixon Elementary School**

ID	Location	Floor	Room	Element	Type	Photo	Issues	Current Measure	Recommendations	Quantity	Price	Cost Estimation
Single-User Toilet (Children)												
81	Kindergarten Toilet Room	1		Single-User Toilet (Children)	N/A		Toilet seat < 12" or > 15" high (K - 3) Side or rear grab bar < 42" long Non-compliant toilet paper dispenser	10.5" 0 -	Install a toilet with a seat between 12"- 15" high above the finished floor. Provide a rear wall grab bar that is 42" long located 6" max. from the interior corner. Relocate toilet paper dispenser so that it is between 14"- 19" above the floor and between 7"- 9" in front of the toilet. Ensure dispensers and other devices are not mounted above grab bars.	1	3417	\$3417
Toilet Compartment (Children)												
82	Boys' Toilet Room by Room 27	1		Toilet Compartment (Children)	Accessible Compartment		Door with non-compliant hardware Coat hook not within reach range	- 51"	Provide hardware that can be operable with one hand and not require tight grasping, pinching, or twisting of the wrist. Lower hook so that it is no higher than 44" for children ages 9-12.	1	220	\$220
83	Boys' Toilet Room by Room 27	1		Toilet Compartment (Children)	Accessible Compartment		Side or rear grab bar < 25" or > 27" high (Ages 9 - 12) Non-compliant toilet paper dispenser	32.5" 30" -	Relocate both grab bars to 25"- 27" above the floor. Relocate toilet paper dispenser so that it is between 14"- 19" above the floor and between 7"- 9" in front of the toilet. Ensure dispensers and other devices are not mounted above grab bars.	1	768	\$768
84	Girls' Toilet Room by Room 27	1		Toilet Compartment (Children)	Accessible Compartment		Non-compliant toilet paper dispenser Clearance at toilet < 60" clear width	- -	Relocate toilet paper dispenser so that it is between 14"- 19" above the floor and between 7"- 9" in front of the toilet. Ensure dispensers and other devices are not mounted above grab bars. Remove desk.	1	353	\$353
Lavatory (Children)												
85	Boys' Toilet Room by Room 27	1		Lavatory (Children)	N/A		Toe or knee clearances not provided Exposed plumbing underneath Mirror above lavatory w/reflective surface > 31"	23" - 35"	Provide at least one lavatory with 25" min. knee clearance positioned for a forward approach. Ensure toe clearance is also provided. Insulate or otherwise configure pipes to prevent contact, for at least one lavatory. Lower mirror so that the bottom surface is at 31" above finished floor.	1	2034	\$2034






**Town of Sudbury
Nixon Elementary School**

ID	Location	Floor	Room	Element	Type	Photo	Issues	Current Measure	Recommendations	Quantity	Price	Cost Estimation
86	Kindergarten Toilet Room	1		Lavatory (Children)	N/A		Exposed plumbing underneath		Insulate or otherwise configure pipes to prevent contact at lavatory.	1	92	\$92
87	Girls' Toilet Room by Room 27	1		Lavatory (Children)	N/A		Exposed plumbing underneath Mirror above lavatory w/reflective surface > 31"	- 35"	Insulate or otherwise configure pipes to prevent contact, for at least one lavatory. Lower mirror so that the bottom surface is at 31" above finished floor.	1	348	\$348
Urinal (Children)												
88	Boys' Toilet Room by Room 27	1		Urinal (Children)	N/A		Rim > 15" high (MAAB)	18"	Provide at least one urinal with the rim no higher than 15" above the finished floor.	1	3248	\$3248
Additional Access												
Drinking Fountains												
89	Drinking Fountain Next to Boys' Toilet Room by Room 27	1		Drinking Fountains	Low		No drinking fountain provided for standing users		Provide an additional drinking fountain for standing users.	1	4028	\$4028
90	Fountain Next to Gym	1		Drinking Fountains	Low		No drinking fountain provided for standing users	-	Provide an additional drinking fountain for standing users.	1	4028	\$4028






**Town of Sudbury
Nixon Elementary School**

ID	Location	Floor	Room	Element	Type	Photo	Issues	Current Measure	Recommendations	Quantity	Price	Cost Estimation
91	Drinking Fountain Between Toilet Rooms Near Classroom 8	1		Drinking Fountains	Low		No drinking fountain provided for standing users		Provide an additional drinking fountain for standing users.	1	4028	\$4028
92	Fountain Next to Cafeteria	1		Drinking Fountains	Low		No drinking fountain provided for standing users	-	Provide an additional drinking fountain for standing users.	1	4028	\$4028
93	Drinking Fountain by Kitchen Area	1		Drinking Fountains	Low		No drinking fountain provided for standing users	-	Install a Hi-Lo drinking fountain.	1	4216	\$4216
94	Drinking Fountain at Playground	Ext.		Drinking Fountains	Low		No drinking fountain provided for standing users	-	Provide an additional drinking fountain for standing users.	1	4028	\$4028
Sink												
95	Health Office	1		Sink	Other		Exposed plumbing underneath sink	-	Insulate or otherwise configure pipes at sink.	1	92	\$92






**Town of Sudbury
Nixon Elementary School**

ID	Location	Floor	Room	Element	Type	Photo	Issues	Current Measure	Recommendations	Quantity	Price	Cost Estimation
Sinks for Children's Use												
96	Kindergarten Classroom	1		Sinks for Children's Use	Classroom		Non-compliant or malfunctioning faucet Exposed plumbing underneath Knee or toe clearance not provided	- - -	Provide a faucet that can be operable with one hand and not require tight grasping, pinching or twisting of the wrist for at least one sink. Insulate or otherwise configure pipes to prevent contact at the sink. Provide at least one sink with 24" high knee and toe clearance positioned for a forward approach.	1	2764	\$2764
97	Grade 4 Classroom	1	12	Sinks for Children's Use	Classroom		Non-compliant or malfunctioning faucet Exposed plumbing underneath Knee or toe clearance not provided	- - -	Provide a faucet that can be operable with one hand and not require tight grasping, pinching or twisting of the wrist for at least one sink. Insulate or otherwise configure pipes to prevent contact at the sink. Provide at least one sink with 24" high knee and toe clearance positioned for a forward approach.	1	2764	\$2764
98	Art Room	1	13	Sinks for Children's Use	Classroom		Non-compliant or malfunctioning faucet Exposed plumbing underneath Knee or toe clearance not provided	- - -	Provide a faucet that can be operable with one hand and not require tight grasping, pinching or twisting of the wrist for at least one sink. Insulate or otherwise configure pipes to prevent contact at the sink. Provide at least one sink with 24" high knee and toe clearance positioned for a forward approach.	1	2764	\$2764
99	Learning Center	1	21	Sinks for Children's Use	Classroom		Non-compliant or malfunctioning faucet Exposed plumbing underneath Knee or toe clearance not provided	- - -	Provide a faucet that can be operable with one hand and not require tight grasping, pinching or twisting of the wrist for at least one sink. Insulate or otherwise configure pipes to prevent contact at the sink. Provide at least one sink with 24" high knee and toe clearance positioned for a forward approach.	1	2764	\$2764
100	Learning Studio	1	22	Sinks for Children's Use	Classroom		Non-compliant or malfunctioning faucet Exposed plumbing underneath Knee or toe clearance not provided	- - -	Provide a faucet that can be operable with one hand and not require tight grasping, pinching or twisting of the wrist for at least one sink. Insulate or otherwise configure pipes to prevent contact at the sink. Provide at least one sink with 24" high knee and toe clearance positioned for a forward approach.	1	2764	\$2764






**Town of Sudbury
Nixon Elementary School**

ID	Location	Floor	Room	Element	Type	Photo	Issues	Current Measure	Recommendations	Quantity	Price	Cost Estimation
101	Grade 3 Classroom	1	25	Sinks for Children's Use	Classroom		Non-compliant or malfunctioning faucet Exposed plumbing underneath Knee or toe clearance not provided	- - -	Provide a faucet that can be operable with one hand and not require tight grasping, pinching or twisting of the wrist for at least one sink. Insulate or otherwise configure pipes to prevent contact at the sink. Provide at least one sink with 24" high knee and toe clearance positioned for a forward approach.	1	2764	\$2764
102	Grade 2 Classroom	1	26	Sinks for Children's Use	Classroom		Non-compliant or malfunctioning faucet Exposed plumbing underneath Knee or toe clearance not provided	- - -	Provide a faucet that can be operable with one hand and not require tight grasping, pinching or twisting of the wrist for at least one sink. Insulate or otherwise configure pipes to prevent contact, for at least one sink. Provide at least one sink with 24" high knee and toe clearance positioned for a forward approach.	1	2764	\$2764
103	Grade 1 Classroom	1	27	Sinks for Children's Use	Classroom		Non-compliant or malfunctioning faucet Exposed plumbing underneath Knee or toe clearance not provided	- - -	Provide a faucet that can be operable with one hand and not require tight grasping, pinching or twisting of the wrist for at least one sink. Insulate or otherwise configure pipes to prevent contact at the sink. Provide at least one sink with 24" high knee and toe clearance positioned for a forward approach.	1	2764	\$2764
104	Math and Literacy	1	28	Sinks for Children's Use	Other		Non-compliant or malfunctioning faucet Exposed plumbing underneath Knee or toe clearance not provided	- - -	Provide a faucet that can be operable with one hand and not require tight grasping, pinching or twisting of the wrist for at least one sink. Insulate or otherwise configure pipes to prevent contact, for at least one sink. Provide at least one sink with 24" high knee and toe clearance positioned for a forward approach.	1	2764	\$2764
105	Special Room	1	31	Sinks for Children's Use	Classroom		Non-compliant or malfunctioning faucet Exposed plumbing underneath Knee or toe clearance not provided	- - -	Provide a faucet that can be operable with one hand and not require tight grasping, pinching or twisting of the wrist for at least one sink. Insulate or otherwise configure pipes to prevent contact at the sink. . Provide at least one sink with 24" high knee and toe clearance positioned for a forward approach.	1	2764	\$2764


**Town of Sudbury
Nixon Elementary School**

ID	Location	Floor	Room	Element	Type	Photo	Issues	Current Measure	Recommendations	Quantity	Price	Cost Estimation
106	Classroom	1	32	Sinks for Children's Use	Classroom		Non-compliant or malfunctioning faucet Exposed plumbing underneath Knee or toe clearance not provided	- - -	Provide a faucet that can be operable with one hand and not require tight grasping, pinching or twisting of the wrist for at least one sink. Insulate or otherwise configure pipes to prevent contact, for at least one sink. Provide at least one sink with 24" high knee and toe clearance positioned for a forward approach.	1	2764	\$2764
107	Special Room	1	33	Sinks for Children's Use	Other		Non-compliant or malfunctioning faucet Exposed plumbing underneath Knee or toe clearance not provided	- - -	Provide a faucet that can be operable with one hand and not require tight grasping, pinching or twisting of the wrist for at least one sink. Insulate or otherwise configure pipes to prevent contact at the sink. Provide at least one sink with 24" high knee and toe clearance positioned for a forward approach.	1	2764	\$2764
108	Grade 5 Classroom	1	8	Sinks for Children's Use	Classroom		Non-compliant or malfunctioning faucet Exposed plumbing underneath Knee or toe clearance not provided	- - -	Provide a faucet that can be operable with one hand and not require tight grasping, pinching or twisting of the wrist for at least one sink. Insulate or otherwise configure pipes to prevent contact, for at least one sink. Provide at least one sink with 24" high knee and toe clearance positioned for a forward approach.	1	2764	\$2764
Play and Sport Areas												
Field												
109	Soccer Field	Ext.		Field	Soccer		Field not connected to an accessible route	-	Provide an accessible route to the field. (Cost estimate for 30' long by 4' wide stone dust walkway.)	1	960	\$960
Overall Review												
110	New Playground	Ext.							Note: Playground was under construction and could not be surveyed.	1	-	\$0

Town of Sudbury
Nixon Elementary School

ID	Location	Floor	Room	Element	Type	Photo	Issues	Current Measure	Recommendations	Quantity	Price	Cost Estimation
Best Practice												
111	Cafeteria, Accessible Table	1							This is a good example of a table with knee and toe clearance.	1	-	\$0
112	Stage Steps	1						-	Recommend providing handrails on each side.	1	-	\$0
113	Principal's Office	1							Recommend providing signs with raised characters and braille at permanent rooms where no sign is present.	1	-	\$0
114	Playground	Ext.							Recommend providing a 10" high solid surface (kickplate) on the push side of the gate.	1	-	\$0
115	Chess Picnic Table by the New Playground	Ext.						-	Recommend providing a 48" wide accessible route around the accessible picnic table.	1	-	\$0

**Town of Sudbury
Nixon Elementary School**

ID	Location	Floor	Room	Element	Type	Photo	Issues	Current Measure	Recommendations	Quantity	Price	Cost Estimation
116	Benches in Front of Cafeteria	Ext.						-	Recommend providing a 36" x 48" space alongside one bench positioned so that a person using a wheelchair can sit shoulder to shoulder with someone seated on the bench. Recommend providing a variety of benches, including benches with backs and armrests.	1	-	\$0

Peter Noyes Elementary School



Town of Sudbury ADA Transition Plan

December 2020



Institute for Human Centered Design

200 Portland Street, Boston, MA 02114
www.IHCDesign.org • info@IHCDesign.org
617-695-1225 voice/ tty

Background

Year Built: 1950 Year Renovated: 1989, 1998

Peter Noyes Elementary School is located at 280 Old Sudbury Road. It offers a full range of instruction to approximately 600 students from pre-kindergarten to fifth grade.

The school building has four (4) levels connected by four (4) staircases and an elevator. The main entrance and egress, which is accessible, is located at Door 1 on the northwest side of the school. It has an exterior ramp and provides access to the third floor. There are four additional accessible egress doors including Doors 8, 10, 11 and Door 7 at Floor 2 which provides access to the playground and sport fields. A courtyard in the center of the school can be accessed from the third floor.

The first floor is the location for the cafeteria, boys' and girls' toilet rooms, the motor skills room and a music room. The second floor includes classrooms for Grades 1 through 3, boys' and girls' multi-user toilet rooms and an all gender single-user toilet room.

The third floor has the main office the nurse's office, Pre-K classrooms, the library, the learning studio, and the art room. It also has boys' and girls' multi-user toilet rooms, a girls' single-user toilet room, kindergarten classrooms, the literacy center, the psychologist and school guidance counselor offices, a music room, and a gym with bleacher seating. The gym includes a stage with a lift providing accessible vertical access.

The fourth floor is the location of the occupational therapy room, an all-gender adult toilet room, boys' and girls' multi-user toilet rooms, a special education room, classrooms for Grades 4 and 5, learning centers for Grades K-2, and Grade 3-5, and the shining stars room.

Key Accessibility Issues

Exterior Access Routes

Accessibility issues with the walkways surrounding the school include excessive running and cross slopes, excessive changes

in level, deteriorated surfaces and areas that lack a stable, firm and slip resistant surface. There is also lack of an accessible route around the playground, to multiple boundaries of sport activity (basketball court, soccer field, two baseball fields), and to player and fan seating areas.

Parking

Accessibility issues include lack of one van and one car accessible parking space with a marked access aisle and sign, and three signs with the International Symbol of Accessibility that are mounted lower than the minimum height required.

Toilet Rooms

Key accessibility issues with toilet rooms include a single-user toilet room on the second floor that lacks the minimum required clear floor space. Other common issues in the toilet rooms and accessible compartments include toilet paper dispensers mounted above the grab bar, flush controls not on the open or transfer side, toilet seats that are higher than allowed or that have a noncompliant centerline, and dispensers that protrude into the circulation path or that have operable parts that are higher than allowed. Issues at lavatories include lack of the minimum required knee and toe clearance, unwrapped plumbing, and mirrors mounted higher than allowed.

Signage

Accessibility issues include lack of or misplaced designation, directional and egress signs, including the lack of an illuminated sign with the International Symbol of Accessibility (ISA) at the main egress door and at the four additional accessible egress doors.

Doors

Accessibility issues include door hardware that cannot be used without requiring tight grasping, pinching, or twisting of the wrist, and lack of the minimum required maneuvering clearance at multiple doors. (**Note:** Power doors are required at the special education room, the K-2 learning center, the Grade 3-5 learning center, and at a girls' and boys' toilet room on the first floor.)

Drinking Fountains

Accessibility issues include lack of drinking fountains for standing users at six (6) locations and lack of the minimum required knee and toe clearance at three (3) drinking fountains for seated users.

Classroom Sinks

Accessibility issues with classroom sinks include sinks that lack the minimum required knee and toe clearance in eight classrooms. (**Note:** Accessible sinks are required at the K-2 learning center, the Grade 3-5 learning center, a kindergarten classroom, a Grade 1 classroom, a Grade 2 classroom, a Grade four classroom, the special education room, and at the learning studio.)

Additional Accessibility Issues

- Dispensers that protrude into the circulation path in classrooms and hallways.
- Lack of accessible integrated seating at bleachers in the gymnasium.
- Lack of at least three accessible dining surfaces in the cafeteria.
- Lack of an accessible work surface in the offices for the school guidance officer and the school psychologist.

Order of Magnitude Cost Estimates

- Renovate and provide exterior routes around exterior of school: \$4,180
- Renovate and provide accessible routes to the playground, boundaries of sport activity and to player and team seating: \$27,744
- Renovate and provide accessible parking spaces: \$3,700
- Renovate and provide accessible signs: \$7,496
- Correct issues with maneuvering clearance at doors: \$16,268
- Renovate toilet rooms: \$17,932
- Renovate lavatories: \$12,601
- Renovate classroom sinks: \$15,266
- Renovate and provide drinking fountains: \$25,296

- Miscellaneous corrective actions (protruding objects, three (3) accessible dining surfaces, two (2) accessible work surfaces, etc.): \$4,318

Total: \$134,801

Note: Cost to provide accessible integrated seating when bleachers in the gymnasium are replaced is not provided.

Best Practice and Inclusive Design

Best practice and inclusive design recommendations include elements that are not required in the standards but may create enhanced experiences for all users.

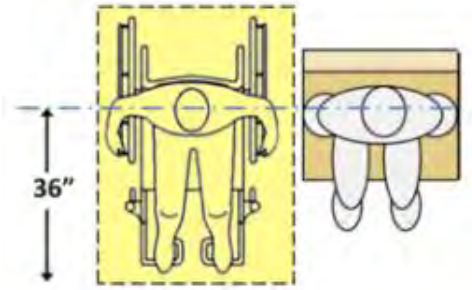
- Recommend providing contrast strips on stair treads.
- Recommend providing signage on the latch side of the door at all permanent rooms that lack signs.
- Recommend at bench by main entrance a 36"x48" stable, firm and slip resistant space at the end of at least one bench so a companion using a wheeled mobility device can sit alongside someone on the bench.
- When bleachers are replaced in the gymnasium, purchase bleachers with integrated accessible seating.

Figure 1: Yellow lines indicate the approximate location of a suggested accessible route around the exterior of the playground and connecting amenities such as the boundaries of sport activity at the soccer field, the two baseball fields and player and fan seating.








Note: The following graphics illustrate placement of accessible spaces alongside bleachers. Space for wheelchair users should be positioned so that a wheelchair user sits shoulder to shoulder next to a person seated in the bleachers.















**Town of Sudbury
Peter Noyes Elementary School**

ID	Location	Floor	Room	Element	Type	Photo	Issues	Current Measure	Recommendations	Quantity	Price	Cost Estimation
Approach and Entrance												
Exterior Access Route												
1	Route From Doors 9, 10, and 11 to East Side of Building	Ext.		Exterior Access Route	Walkway		Exterior route < 36" wide	30"	Ensure that a clear width of 36" min. is maintained at the accessible route. (Cost based on 3'x20' of asphalt to correct slope.)	1	600	\$600
2	Main Entrance	Ext.		Exterior Access Route	Exterior		Surface openings > 1/2"	1"	Fill or seal gap at top of stairs.	1	Labor	\$0
3	Path at Doors 10 and 11	Ext.		Exterior Access Route	Walkway		Surface openings > 1/2"	11"	Repair asphalt. (Cost for a 4'x4' asphalt patch.)	1	160	\$160
4	West Walkway to Playground	Ext.		Exterior Access Route	Walkway		Cross slope > 1:50 (2.00%)	3.3%	Reduce cross slope to be no steeper than 1:50 (2.00%). (Cost based on 3'x4' of asphalt to correct slope.)	1	120	\$120
5	West Walkway to Playground	Ext.		Exterior Access Route	Walkway		Cross slope > 1:50 (2.00%)	5.6%	Reduce cross slope to be no steeper than 1:50 (2.00%). (Cost based on 3'x4' of asphalt to correct slope.)	1	120	\$120






**Town of Sudbury
Peter Noyes Elementary School**

ID	Location	Floor	Room	Element	Type	Photo	Issues	Current Measure	Recommendations	Quantity	Price	Cost Estimation
6	Route From Doors 9, 10, and 11 to East Side of Building	Ext.		Exterior Access Route	Walkway		Cross slope > 1:50 (2.00%)	9.7%	Reduce cross slope to be no steeper than 1:50 (2.00%). (Cost based on 3'x20' of asphalt to correct slope.)	1	600	\$600
7	Route From Doors 9, 10, and 11 to East Side of Building	Ext.		Exterior Access Route	Walkway		Cross slope > 1:50 (2.00%)	6.1%	Reduce cross slope to be no steeper than 1:50 (2.00%). (Cost based on 3'x40' of asphalt to correct slope.)	1	1200	\$1200
8	West Side of School - Curb Ramp Leads to Playground	Ext.		Exterior Access Route	Walkway		Cross slope > 1:50 (2.00%) Running slope > 1:20 (5%)	20" 15%	Reduce cross slope to be no steeper than 1:50 (2.00%). Reduce running slope to be no steeper than 1:20 (5%). (Cost base on 3'x15' of asphalt to correct slope.)	1	450	\$450
9	West Side of School - Leads to Playground	Ext.		Exterior Access Route	Exterior		Running slope > 1:20 (5%)	9.9%	Reduce running slope to be no steeper than 1:20 (5%). (Cost base on 3'x15' of asphalt to correct slope.)	1	450	\$450
10	Door 10	Ext.		Exterior Access Route	Exterior		Level changes > 1/4"	.75"	Alter change in level to be 1/4" high max. where door landing meets asphalt walkway. (Cost for a 4'x4' asphalt patch.)	1	160	\$160






**Town of Sudbury
Peter Noyes Elementary School**

ID	Location	Floor	Room	Element	Type	Photo	Issues	Current Measure	Recommendations	Quantity	Price	Cost Estimation
11	Door 9	Ext.		Exterior Access Route	Exterior		Level changes > 1/4"	2"	Alter change in level to be 1/4" high max. where door landing meets asphalt walkway. (Cost for a 4'x4' asphalt patch.)	1	160	\$160
12	Walkway to Playground From Door 7	Ext.		Exterior Access Route	Walkway		Level changes > 1/4"	2"	Alter change in level to be 1/4" high max., repair asphalt. (Cost based on a 4'x4' asphalt patch.)	1	160	\$160
13	Route From Doors 9, 10, and 11 to East Side of Building	Ext.		Exterior Access Route	Walkway		Accessible route not provided	-	Ensure an accessible route is provided. Repair walkway. (Cost based on 3'x20' of asphalt to correct walkway.)	1	600	\$600
14	Southeast Side of Building	Ext.		Exterior Access Route	Walkway		Accessible route not provided	-	Ensure an accessible route is provided. (Cost based on new 4' wide min. x 15' long asphalt walkway.)	1	600	\$600
Off-Street Parking Lot or Garage												
15	West Parking Lot	Ext.		Off-Street Parking Lot or Garage	N/A		Total # of parking Total # of designated accessible parking spaces Total # of designated van accessible spaces Sign bottom < 60" above finished grade	75 2 1 50"	Locate sign with the bottom of the sign 60" above the ground.	3	Labor	\$0






**Town of Sudbury
Peter Noyes Elementary School**

ID	Location	Floor	Room	Element	Type	Photo	Issues	Current Measure	Recommendations	Quantity	Price	Cost Estimation
16	West Parking Lot	Ext.		Off-Street Parking Lot or Garage	N/A		Total # of designated accessible parking spaces Total # of designated van accessible spaces	- -	Provide one van accessible space 11' wide min. with a marked access aisle 5' wide min. Include a sign with the International Symbol of Accessibility (ISA) and a sign with the word "Van Accessible" at the van accessible space. Provide a car accessible parking space 8' wide min. with a marked access aisle 5' wide min. and a sign with the International Symbol of Accessibility (ISA).	2	1850	\$3700
Access to Goods and Services												
Means of Egress												
17	Door 11	3		Means of Egress	N/A		Tactile exit sign not provided	-	Ensure tactile exit signs with raised characters and braille are provided at exit doors. Mount signs between 48"- 60" above the finished floor located on the latch side of the door.	1	232	\$232
18	Door 3	3	42	Means of Egress	N/A		Tactile exit sign not provided	-	Ensure tactile exit signs with raised characters and braille are provided at exit doors. Mount signs between 48"- 60" above the finished floor located on the latch side of the door.	1	232	\$232
19	Cafeteria	1		Means of Egress	N/A		Tactile exit sign not provided	-	Ensure tactile exit signs with raised characters and braille are provided at exit doors. Mount signs between 48"- 60" above the finished floor located on the latch side of the door.	1	232	\$232
20	Main Entrance	3		Means of Egress	N/A		Tactile exit sign not provided Illuminated ISA symbol not provided (MAAB)	- -	Ensure tactile exit signs with raised characters and braille are provided at exit doors. Mount signs between 48"- 60" above the finished floor located on the latch side of the door. Provide an illuminated sign with the International Symbol of Accessibility.	1	432	\$432






**Town of Sudbury
Peter Noyes Elementary School**

ID	Location	Floor	Room	Element	Type	Photo	Issues	Current Measure	Recommendations	Quantity	Price	Cost Estimation
21	Door 10	3		Means of Egress	N/A		Tactile exit sign not provided Illuminated ISA symbol not provided (MAAB)	- -	Ensure tactile exit signs with raised characters and braille are provided at exit doors. Mount signs between 48" - 60" above the finished floor located on the latch side of the door. Provide an illuminated sign with the International Symbol of Accessibility. (Exterior landing is just .75" high and can be patched to make accessible.)	1	432	\$432
22	Door 7	2		Means of Egress	N/A		Tactile exit sign not provided Illuminated ISA symbol not provided (MAAB)	- -	Ensure tactile exit signs with raised characters and braille are provided at exit doors. Mount signs between 48" - 60" above the finished floor located on the latch side of the door. Provide an illuminated sign with the International Symbol of Accessibility.	1	432	\$432
23	Door 8	2		Means of Egress	N/A		Tactile exit sign not provided Illuminated ISA symbol not provided (MAAB)	- -	Ensure tactile exit signs with raised characters and braille are provided at exit doors. Mount signs between 48" - 60" above the finished floor located on the latch side of the door. Provide an illuminated sign with the International Symbol of Accessibility.	1	432	\$432
24	Door 9	Ext.		Means of Egress	N/A		Tactile exit sign not provided Illuminated ISA symbol not provided (MAAB)	- -	Ensure tactile exit signs with raised characters and braille are provided at exit doors. Mount signs between 48" - 60" above the finished floor located on the latch side of the door. Provide an illuminated sign with the International Symbol of Accessibility. (Exterior landing is just .2" high and can be patched to make accessible.)	1	432	\$432
Interior Access Route												
25	Cafeteria	1		Interior Access Route	N/A		Obstructed by protruding objects	9.75"	Relocate object out of circulation path or provide a cane-detectable barrier.	1	306	\$306






**Town of Sudbury
Peter Noyes Elementary School**

ID	Location	Floor	Room	Element	Type	Photo	Issues	Current Measure	Recommendations	Quantity	Price	Cost Estimation
Doors, Doorways, & Gates												
26	Office - Nurse's Room	3		Doors, Doorways, & Gates	Office		Maneuvering clearance(s) not provided	-	Remove furniture to provide 18" min. pull-side maneuvering clearance at door.	1	Labor	\$0
27	School Psychologist	3		Doors, Doorways, & Gates	Other		Maneuvering clearance(s) not provided	-	Remove chair to provide maneuvering 18" min. maneuvering clearance at door clearance.	1	Labor	\$0
28	Shining Stars	4	49	Doors, Doorways, & Gates	Other		Maneuvering clearance(s) not provided	-	Relocate table to provide 18" min. pull-side maneuvering clearance.	1	Labor	\$0
29	Music Room - Strings	1	51	Doors, Doorways, & Gates	Classroom		Maneuvering clearance(s) not provided	-	Remove the stored item to provide 18" min. pull-side maneuvering clearance at door.	1	Labor	\$0
30	Gender Neutral Toilet Room	2		Doors, Doorways, & Gates	Toilet Room		Maneuvering clearance(s) not provided	14"	Remove desk to provide 18" min. pull side maneuvering clearance at the door.	1	Labor	\$0






**Town of Sudbury
Peter Noyes Elementary School**

ID	Location	Floor	Room	Element	Type	Photo	Issues	Current Measure	Recommendations	Quantity	Price	Cost Estimation
31	Special Education Room	4	7	Doors, Doorways, & Gates	Classroom		Maneuvering clearance not provided at recess > 6"	32"	Install an automatic door opener.	1	3060	\$3060
32	Learning Center - Grades 3-5	4	1	Doors, Doorways, & Gates	Classroom		Maneuvering clearance not provided at recess > 6"	-	Install an automatic door opener.	1	3060	\$3060
33	Girls' Toilet Room	1		Doors, Doorways, & Gates	Toilet Room		Maneuvering clearance not provided at recess > 6"	12.75"	Install an automatic door opener.	1	3060	\$3060
34	Boys' Toilet Room	1		Doors, Doorways, & Gates	Toilet Room		Maneuvering clearance not provided at recess > 6"	14.75"	Install an automatic door opener.	1	3060	\$3060
35	Learning Center - Grades K-2	4	1	Doors, Doorways, & Gates	Classroom		Maneuvering clearance not provided at recess > 6"	-	Install an automatic door opener./Reverse the swing of the door to provide maneuvering clearance.	1	3060	\$3060






**Town of Sudbury
Peter Noyes Elementary School**

ID	Location	Floor	Room	Element	Type	Photo	Issues	Current Measure	Recommendations	Quantity	Price	Cost Estimation
36	Library	3		Doors, Doorways, & Gates	Other		Mat not securely attached	-	Secure the mat.	1	Labor	\$0
37	Door 7	2		Doors, Doorways, & Gates	Other		Mat not securely attached	-	Secure the mat.	1	Labor	\$0
38	Occupational Therapy Office	4		Doors, Doorways, & Gates	Other		Hardware not operable with a closed fist	-	Provide hardware that can be operable with one hand and not require tight grasping, pinching, or twisting of the wrist.	1	484	\$484
39	Learning Center	4	43	Doors, Doorways, & Gates	Other		Hardware not operable with a closed fist	-	Provide hardware that can be operable with one hand and not require tight grasping, pinching, or twisting of the wrist.	1	484	\$484
40	Lift to Stage	3	42	Doors, Doorways, & Gates	Other		Door requires > 5 lbs. of force to open	-	Adjust closers on lift so doors do not require more than 5 pounds of force to open.	1	Labor	\$0






**Town of Sudbury
Peter Noyes Elementary School**

ID	Location	Floor	Room	Element	Type	Photo	Issues	Current Measure	Recommendations	Quantity	Price	Cost Estimation
Signage												
41	Learning Studio	3	39	Signage	Designation		Signage is not provided	-	Provide designation signage with the words, "Learning Studio" Current sign says, "Computer Lab" Locate compliant signage alongside the door on the latch side.	1	232	\$232
42	Occupational Therapy Office	4		Signage	Designation		Signage is not provided	-	Locate compliant signage with raised characters and braille alongside the door on the latch side.	1	232	\$232
43	School Psychologist	3		Signage	Designation		Raised characters not provided on sign Braille not provided on sign	- -	Provide text with raised characters duplicated in braille on sign.	1	232	\$232
44	Grade 5	4	10	Signage	Designation		Raised characters not provided on sign Braille not provided on sign Visual characters < 40" above ground Sign not located on the latch side of the door	- - 80" -	Provide text with raised characters duplicated in braille on sign. Provide braille on sign. Mount visual sign so that the baseline of the lowest character is 40" min. above the finished floor. Locate sign at permanent rooms alongside the door on the latch side.	10	232	\$2320
45	Inaccessible Toilet Rooms	1		Signage	Designation		Raised characters < 48" or > 60" above ground	66.5"	Mount signs so that the baseline of the lowest tactile character is 48" min. above finished floor and the baseline of the highest tactile character is 60" max. above the finished floor.	2	Labor	\$0






**Town of Sudbury
Peter Noyes Elementary School**

ID	Location	Floor	Room	Element	Type	Photo	Issues	Current Measure	Recommendations	Quantity	Price	Cost Estimation
46	Literacy Center	3	34	Signage	Designation		Sign not located on the latch side of the door	-	Locate sign at permanent rooms alongside the door on the latch side.	1	Labor	\$0
Children's Reach Ranges												
47	Learning Studio	3	39	Children's Reach Ranges	N/A		Reach < 18" or > 40" (Ages 5 - 8)	-	Provide at least one storage bin located between 18" and 40" above the finished floor.	1	256	\$256
48	Hallway - Kindergarten Wing	3		Children's Reach Ranges	N/A		Reach < 18" or > 40" (Ages 5 - 8)	46.75"	Provide at least one coat hook for children no higher that 40" above the finished floor.	1	256	\$256
Dining or Work Surfaces												
49	Cafeteria	1		Dining or Work Surfaces	Dining Surface		At least one or 5% accessible tables not provided	-	Ensure that 5% min. of the 21 dining surfaces in the cafeteria are accessible (have knee and toe clearance).	3	1100	\$3300
50	Guidance Counselor	3		Dining or Work Surfaces	Work Surface		Knee or toe clearance not provided	-	Provide at least 1 dining or work surface with 27" min. knee and toe clearance. (Table feet block toe clearance.)	1	700	\$700






**Town of Sudbury
Peter Noyes Elementary School**

ID	Location	Floor	Room	Element	Type	Photo	Issues	Current Measure	Recommendations	Quantity	Price	Cost Estimation
51	School Psychologist	3		Dining or Work Surfaces	Work Surface		Knee or toe clearance not provided	-	Provide at least 1 work surface with 27" min. knee and toe clearance. (Table feet block toe clearance.)	1	700	\$700
52	Library	3		Dining or Work Surfaces	Work Surface		Top of dining/work surface < 28" or > 34"	-	Provide at least one computer station work surface with tops between 28"- 34" above the floor and 27" clear height underneath. Relocate one computer.	1	Labor	\$0
Sign												
53	Office - Future Nurse's Office	3		Sign	N/A		Clear floor space not provided at sign		Relocate furniture so that there is a clear floor space of 18" min. by 18" min. centered on the tactile characters of the sign.	1	Labor	\$0
Toilet & Bathing Rooms												
Overall Access												
54	Boys' Toilet Room by Cafeteria	1		Overall Access	Toilet Room		Sign to accessible toilet not provided	-	Provide a directional sign indicating the location of the nearest accessible toilet or bathing room.	1	232	\$232
55	Girls' Toilet Room by Cafeteria	1		Overall Access	Toilet Room		Sign to accessible toilet not provided	-	Provide a directional sign indicating the location of the nearest accessible toilet or bathing room.	1	232	\$232






**Town of Sudbury
Peter Noyes Elementary School**

ID	Location	Floor	Room	Element	Type	Photo	Issues	Current Measure	Recommendations	Quantity	Price	Cost Estimation
56	Inaccessible Toilet Rooms	1		Overall Access	Toilet Room		Sign to accessible toilet not provided	-	Provide a directional sign indicating the location of the nearest accessible toilet or bathing room.	2	232	\$464
57	Inaccessible Toilet Rooms	1		Overall Access	Toilet Room		Sign to accessible toilet not provided	-	Provide a directional sign indicating the location of the nearest accessible toilet or bathing room.	2	232	\$464
Toilet Rooms for Children												
Single-User Toilet (Children)												
58	Gender Neutral Toilet Room	2		Single-User Toilet (Children)	N/A		Clearance at toilet < 72" clear deep Toilet seat < 12" or > 15" high (K - 3) Centerline < 12" or > 15" (K - 3) Side or rear grab bar < 20" or > 25" high (K - 3) Non-compliant toilet paper dispenser	66.5" 18.75" 18.5" 34" -	Renovate toilet room to provide a clear floor space that is 72" deep min. by moving toilet to back wall. Install a toilet with a seat between 12"- 15" high above the finished floor. Relocate toilet so that the centerline is between 12" and 15" from the side wall. Locate grab bar between 20"- 25" above the floor. Relocate toilet paper dispenser so that it is not mounted above grab bars.	1	3973	\$3973
59	Office - Nurse's Room	3		Single-User Toilet (Children)	N/A		Clearance at toilet < 60" clear wide	-	Remove desk from transfer clear floor space at toilet.	1	Labor	\$0
60	Girls' Toilet Room	3		Single-User Toilet (Children)	N/A		Flush control not on open side Non-compliant toilet paper dispenser	- -	Move the flush control to the open side. Mount flush control between 20" - 30" above the floor. Relocate toilet paper dispenser so that it is between 14"- 19" above the floor and between 7"- 9" in front of the toilet. Ensure dispensers and other devices are not mounted above grab bars./Replace dispenser as it does not allow continuous paper flow.	1	727	\$727






**Town of Sudbury
Peter Noyes Elementary School**

ID	Location	Floor	Room	Element	Type	Photo	Issues	Current Measure	Recommendations	Quantity	Price	Cost Estimation
61	Pre-K Classroom	3	25	Single-User Toilet (Children)	N/A		Side or rear grab bar not provided Non-compliant toilet paper dispenser	- -	Provide one grab bar on the rear wall. Relocate toilet paper dispenser so that it is between 14"- 19" above the floor and between 7"- 9" in front of the toilet. Ensure dispensers and other devices are not mounted above grab bars./Replace dispenser as it does not allow continuous paper flow.	1	802	\$802
62	Office - Nurse's Room	3		Single-User Toilet (Children)	N/A		Non-compliant toilet paper dispenser	-	Relocate toilet paper dispenser so that it is between 14"- 19" above the floor and between 7"- 9" in front of the toilet. Ensure dispensers and other devices are not mounted above grab bars./Replace dispenser as it does not allow continuous paper flow.	1	353	\$353
Toilet Compartment (Children)												
63	Boys' Toilet Room	4		Toilet Compartment (Children)	Accessible Compartment		Toilet seat < 12" or > 15" high (Ages 5 - 8) Flush control not on open side Centerline < 12" or > 15" (Ages 5 - 8) Non-compliant toilet paper dispenser	18.75" - 19.25" -	Install a toilet with a seat between 12"- 15" high above the finished floor. Provide the flush control on the open side of the toilet (transfer side), no higher than 44". Relocate toilet so that the centerline is between 12" and 15" from the side wall. Relocate toilet paper dispenser so that it is between 14"- 19" above the floor and between 7"- 9" in front of the toilet below grab bar.	1	3555	\$3555
64	Girls' Toilet Room	1		Toilet Compartment (Children)	Accessible Compartment		Flush control not on open side Centerline < 12" or > 15" (Ages 5 - 8) Non-compliant toilet paper dispenser	- 24.25" -	Provide the flush control on the open side of the toilet (transfer side), no higher than 44". Relocate toilet so that the centerline is between 12" and 15" from the side wall. Relocate toilet paper dispenser so that it is between 14"- 19" above the floor and between 7"- 9" in front of the toilet. Ensure dispensers and other devices are not mounted above grab bars.	1	3555	\$3555
65	Boys' Toilet Room	2		Toilet Compartment (Children)	Accessible Compartment		Flush control not on open side Non-compliant toilet paper dispenser	- -	Provide the flush control on the open side of the toilet (transfer side), no higher than 44". Relocate toilet paper dispenser so that it is between 14"- 19" above the floor and between 7"- 9" in front of the toilet. Ensure dispensers and other devices are not mounted above grab bars. / Replace dispenser as it does not allow continuous paper flow.	1	727	\$727






**Town of Sudbury
Peter Noyes Elementary School**

ID	Location	Floor	Room	Element	Type	Photo	Issues	Current Measure	Recommendations	Quantity	Price	Cost Estimation
66	Girls' Toilet Room	2		Toilet Compartment (Children)	Accessible Compartment		Centerline < 12" or > 15" (Ages 5 - 8) Non-compliant toilet paper dispenser	18" -	Relocate toilet so that the centerline is between 12" and 15" from the side wall. Relocate toilet paper dispenser so that it is between 14"- 19" above the floor and between 7"- 9" in front of the toilet. Ensure dispensers and other devices are not mounted above grab bars.	1	3181	\$3181
67	Girls' Toilet Room	4		Toilet Compartment (Children)	Accessible Compartment		Non-compliant toilet paper dispenser	-	Relocate toilet paper dispenser so that it is between 14"- 19" above the floor and between 7"- 9" in front of the toilet. Ensure dispensers and other devices are not mounted above grab bars./Replace dispenser as it does not allow continuous paper flow.	1	353	\$353
68	Boys' Toilet Room	3		Toilet Compartment (Children)	Accessible Compartment		Non-compliant toilet paper dispenser	-	Relocate toilet paper dispenser so that it is between 14"- 19" above the floor and between 7"- 9" in front of the toilet. Ensure dispensers and other devices are not mounted above grab bars./Replace dispenser as it does not allow continuous paper flow.	1	353	\$353
69	Boys' Toilet Room	1		Toilet Compartment (Children)	Accessible Compartment		Non-compliant toilet paper dispenser	-	Relocate toilet paper dispenser so that it is between 14"- 19" above the floor and between 7"- 9" in front of the toilet. Ensure dispensers and other devices are not mounted above grab bars./Replace dispenser as it does not allow continuous paper flow.	1	353	\$353
Lavatory (Children)												
70	Boys' Toilet Room	3		Lavatory (Children)	N/A		Toe or knee clearances not provided Exposed plumbing underneath Mirror above lavatory w/reflective surface > 31"	23.25" - 39"	Provide at least one lavatory with 25" min. knee clearance positioned for a forward approach. Ensure toe clearance is also provided. Insulate or otherwise configure pipes to prevent contact, for at least one lavatory. Lower mirror so that the bottom surface is at 31" above finished floor.	1	2034	\$2034






**Town of Sudbury
Peter Noyes Elementary School**

ID	Location	Floor	Room	Element	Type	Photo	Issues	Current Measure	Recommendations	Quantity	Price	Cost Estimation
71	Girls' Toilet Room	1		Lavatory (Children)	N/A		Toe or knee clearances not provided Exposed plumbing underneath Mirror above lavatory w/reflective surface > 31"	23" - 41"	Provide at least one lavatory with 25" min. knee clearance positioned for a forward approach. Ensure toe clearance is also provided. Insulate or otherwise configure pipes to prevent contact, for at least one lavatory. Lower mirror so that the bottom surface is at 31" above finished floor.	1	2034	\$2034
72	Pre-K Classroom	3	25	Lavatory (Children)	N/A		Toe or knee clearances not provided Mirror above lavatory w/reflective surface > 31"	23.75" 35.25"	Provide at least one lavatory with 25" min. knee clearance positioned for a forward approach. Ensure toe clearance is also provided. Lower mirror so that the bottom surface is at 31" above finished floor.	1	1942	\$1942
73	Girls' Toilet Room	4		Lavatory (Children)	N/A		Toe or knee clearances not provided Mirror above lavatory w/reflective surface > 31"	23.25" 33.25"	Provide at least one lavatory with 25" min. knee clearance positioned for a forward approach. Ensure toe clearance is also provided. Lower mirror so that the bottom surface is at 31" above finished floor.	1	1942	\$1942
74	Boys' Toilet Room	4		Lavatory (Children)	N/A		Toe or knee clearances not provided Mirror above lavatory w/reflective surface > 31"	23.5" 34.5"	Provide at least one lavatory with 25" min. knee clearance positioned for a forward approach. Ensure toe clearance is also provided. Lower mirror so that the bottom surface is at 31" above finished floor.	1	1942	\$1942
75	Girls' Toilet Room	3		Lavatory (Children)	N/A		Exposed plumbing underneath Mirror above lavatory w/reflective surface > 31"	- -	Insulate or otherwise configure pipes to prevent contact, for at least one lavatory. Lower mirror so that the bottom surface is at 31" above finished floor.	1	348	\$348






**Town of Sudbury
Peter Noyes Elementary School**

ID	Location	Floor	Room	Element	Type	Photo	Issues	Current Measure	Recommendations	Quantity	Price	Cost Estimation
76	Boys' Toilet Room	3		Lavatory (Children)	N/A		Exposed plumbing underneath Mirror above lavatory w/reflective surface > 31"	- 38.5"	Insulate or otherwise configure pipes to prevent contact, for at least one lavatory. Lower mirror so that the bottom surface is at 31" above finished floor.	1	348	\$348
77	Boys' Toilet Room	1		Lavatory (Children)	N/A		Exposed plumbing underneath Mirror above lavatory w/reflective surface > 31"	- 40"	Insulate or otherwise configure pipes to prevent contact, for at least one lavatory. Lower mirror so that the bottom surface is at 31" above finished floor.	1	348	\$348
78	Girls' Toilet Room	3		Lavatory (Children)	N/A		Exposed plumbing underneath Mirror above lavatory w/reflective surface > 31"	- 39" -	Insulate or otherwise configure pipes to prevent contact, for at least one lavatory. Lower mirror so that the bottom surface is at 31" above finished floor.	1	348	\$348
79	Office - Nurse's Room	3		Lavatory (Children)	N/A		Mirror above lavatory w/reflective surface > 31"	-	Lower mirror so that the bottom surface is at 31" above finished floor.	1	256	\$256
Dispensers (Children)												
80	Girls' Toilet Room	2		Dispensers (Children)	Paper Towel Dispenser		Dispenser controls > 42" high Dispenser is a protruding object	47.75" -	Relocate so the operable part of the paper towel dispenser is 42" max. above the finished floor. Relocate dispenser out of the circulation path or provide a cane-detectible-barrier.	1	353	\$353






**Town of Sudbury
Peter Noyes Elementary School**

ID	Location	Floor	Room	Element	Type	Photo	Issues	Current Measure	Recommendations	Quantity	Price	Cost Estimation
81	Boys' Toilet Room	4		Dispensers (Children)	Paper Towel Dispenser		Dispenser is a protruding object	-	Relocate dispenser out of the circulation path or provide a cane-detectible barrier.	1	353	\$353
82	Girls' Toilet Room	3		Dispensers (Children)	Paper Towel Dispenser		Dispenser is a protruding object	-	Relocate dispenser out of the circulation path or provide a cane-detectible barrier.	1	353	\$353
Additional Access												
Drinking Fountains												
83	Near Toilet Rooms	3		Drinking Fountains	Low		No drinking fountain provided for standing users	-	Provide an additional drinking fountain for standing users or install a Hi-Lo drinking fountain.	1	4216	\$4216
84	Cafeteria	1		Drinking Fountains	Low		No drinking fountain provided for standing users	-	Provide an additional drinking fountain for standing users or install a Hi-Lo drinking fountain.	1	4216	\$4216
85	By Toilet Rooms	1		Drinking Fountains	Low		No drinking fountain provided for standing users	-	Provide an additional drinking fountain for standing users or install a Hi-Lo drinking fountain.	1	4216	\$4216





**Town of Sudbury
Peter Noyes Elementary School**

ID	Location	Floor	Room	Element	Type	Photo	Issues	Current Measure	Recommendations	Quantity	Price	Cost Estimation
86	Near Toilet Rooms	4		Drinking Fountains	Low		No drinking fountain provided for standing users Knee or toe clearance not provided	- -	Provide an additional drinking fountain for standing users or install a Hi-Lo drinking fountain. Provide knee and toe clearance, 27" min. high at drinking fountain for seated users. (Cost based on a new Hi-Lo drinking fountain.)	1	4216	\$4216
87	Near Toilet Rooms	2		Drinking Fountains	Low		No drinking fountain provided for standing users Knee or toe clearance not provided	- -	Provide an additional drinking fountain for standing users or install a Hi-Lo drinking fountain. Provide knee and toe clearance, 27" min. high at drinking fountain for seated users. (Cost based on a new Hi-Lo drinking fountain.)	1	4216	\$4216
88	Hallway to Pre-K Classrooms	3		Drinking Fountains	Low		Knee or toe clearance not provided No drinking fountain provided for standing users	- -	Provide an additional drinking fountain for standing users or install a Hi-Lo drinking fountain. Provide knee and toe clearance, 27" min. high at drinking fountain for seated users. (Cost based on a new Hi-Lo drinking fountain.)	1	4216	\$4216
Sink												
89	Special Education Room	4	7	Sink	Classroom		Clear floor space not provided at sink Toe and knee clearances not provided	- -	Provide a 30" by 48" clear floor space positioned for a forward approach. Ensure there is a 27" knee clearance positioned for a forward approach.	1	1686	\$1686
90	Learning Studio	3	39	Sink	Classroom		Toe and knee clearances not provided	-	Ensure there is a 27" knee clearance positioned for a forward approach.	1	1686	\$1686





**Town of Sudbury
Peter Noyes Elementary School**

ID	Location	Floor	Room	Element	Type	Photo	Issues	Current Measure	Recommendations	Quantity	Price	Cost Estimation
91	Kindergarten	3	35	Sink	Classroom		Toe and knee clearances not provided	-	Ensure there is a 27" knee clearance positioned for a forward approach.	1	1686	\$1686
92	Grade 4	4	8	Sink	Classroom		Toe and knee clearances not provided	-	Ensure there is a 27" knee clearance positioned for a forward approach.	1	1686	\$1686
93	Learning Center - Grades 3-5	4	1	Sink	Classroom		Toe and knee clearances not provided	-	Ensure there is a 27" knee clearance positioned for a forward approach.	1	1686	\$1686
94	Learning Center - Grades K-2	4	12	Sink	Classroom		Toe and knee clearances not provided	-	Ensure there is a 27" knee clearance positioned for a forward approach.	1	1686	\$1686
95	Grade 2	2	22	Sink	Classroom		Toe and knee clearances not provided	-	Ensure there is a 27" knee clearance positioned for a forward approach.	1	1686	\$1686


**Town of Sudbury
Peter Noyes Elementary School**

ID	Location	Floor	Room	Element	Type	Photo	Issues	Current Measure	Recommendations	Quantity	Price	Cost Estimation
96	Grade 1	2	20	Sink	Classroom		Toe and knee clearances not provided	-	Ensure there is a 27" knee clearance positioned for a forward approach.	1	1686	\$1686
Sinks for Children's Use												
97	Pre-K Classroom	3	25	Sinks for Children's Use	Classroom		Exposed plumbing underneath Knee or toe clearance not provided	- -	Insulate or otherwise configure pipes to prevent contact, for at least one sink. Provide at least one sink with 25" high knee and toe clearance positioned for a forward approach.	1	1778	\$1778
Play and Sport Areas												
Play Areas												
98	Playground	Ext.		Play Areas	N/A		Accessible route not provided around playground	-	Provide an accessible route around the perimeter of the play area. (Cost estimate for 4' wide min. x 420' long stone dust path around the perimeter of the playground. See Figure 1 in the report narrative.)	1	13440	\$13440
99	Playground Element	Ext.		Play Areas	N/A		Accessible route not provided to play components	- -	Provide an accessible route to the play element. (Cost for a 4' wide min. x 12' long stone dust path from playground to play element. See Figure 1 in the report narrative.)	1	384	\$384

**Town of Sudbury
Peter Noyes Elementary School**

ID	Location	Floor	Room	Element	Type	Photo	Issues	Current Measure	Recommendations	Quantity	Price	Cost Estimation
Field												
100	Baseball Field - Northwest of Playground	Ext.		Field	Baseball		Accessible spaces not provided at team seating Accessible spaces not provided at sidelines seating Field not connected to an accessible route	- - -	Provide an accessible route to the boundary of sport activity at both baseball fields and to player and fan seating at both fields. See Figure 1 in the report narrative.) (Cost based on 420' X' of 4' wide min. of stone dust path connecting elements.)	1	13440	\$13440
101	Soccer Field - Northwest of Playground	Ext.		Field	Soccer		Field not connected to an accessible route	- -	Provide an accessible route to the boundary of sport activity at the soccer field. (Cost for a 4' wide min. x 30' long stone dust path from playground to play element. Actual cost dependent on where soccer nets are positioned in the field. See Figure 1 in the report narrative.)	1	480	\$480
Court												
102	Gymnasium	3	42	Court	Basketball		Accessible spaces are not provided at sidelines seating	-	When bleachers are replaced, purchase bleachers with integrated accessible seating.	1	-	\$0
Best Practice												
Bench												
103	Main Entrance	Ext.		Bench	N/A				Recommend a 36"x48" stable, firm and slip resistant space at the end of at least one bench in each area so a companion in a wheeled mobility device can sit alongside someone on the bench.	1	-	\$0

**Town of Sudbury
Peter Noyes Elementary School**

ID	Location	Floor	Room	Element	Type	Photo	Issues	Current Measure	Recommendations	Quantity	Price	Cost Estimation
Sandbox Play Area												
104	Entrance to Playground	Ext.		Sandbox Play Area	N/A				Recommend repositioning sandbox at playground entrance away from accessible route to playground so children playing with the sandbox don't obstruct the accessible route to the playground.	1	-	\$0