

Haynes Elementary School



Town of Sudbury ADA Transition Plan

January 2021



Institute for Human Centered Design

200 Portland Street, Boston, MA 02114
www.IHCDesign.org • info@IHCDesign.org
617-695-1225 voice/ tty

Background

Year Built: 1998

Haynes Elementary School is located at 169 Haynes Road and provides instruction for students from kindergarten to the fifth grade.

The school building is one story. The main entrance and egress, which is accessible, is located on the west side of the building. There are 12 additional public accessible exits and five inaccessible public exits.

Areas on the first floor include kindergarten through fifth grade classrooms, the main office, a health clinic, a library, an occupational therapy and physical therapy office, a Spanish classroom, an art classroom, an auditorium/cafeteria, a music classroom, a speech classroom, an English as a second language room, a psychologist's office, a gym, a classroom for the Steps Program, learning center classrooms for students in different grades and two classrooms for a one-on-one program called the Partners Program (located on the east side of the school). The auditorium/cafeteria is also used for after school programs and school committee meetings. Toilet rooms are provided in the partners program classrooms, in the kindergarten classrooms and in the corridors.

Note: Because it was filled with stored items on the day of survey, the single-user shower room by the health office was unable to be surveyed.

There are three parking areas: a small parking lot by the main entrance on the northeast side, a larger parking lot on the southeast side, and a smaller parking lot on the southwest side.

Outdoor amenities include a baseball field, two soccer fields, picnic tables, benches, a bike rack, two basketball courts, a four square court, a large playground on the north side and a smaller playground on the southwest side.

Key Accessibility Issues

Exterior Access Routes

Accessibility issues with the walkways and sidewalks surrounding the school include excessive cross slopes, excessive changes in level, surface openings that are greater than 1/2", and areas that lack a stable, firm and slip resistant surface. There is also lack of an accessible route to a bike rack and bench.

Curb Ramps

Accessibility issues include lack of curb ramps, lack of a landing, and lack of a surface that is stable, firm and slip resistant.

Parking

Accessibility issues include lack of one car accessible parking space with a marked access aisle and sign in the southeast lot, and lack of a sign with the designation "Van Accessible" at the van accessible parking space in the southwest parking lot.

Signage

Accessibility issues include lack of designation, directional and egress signs, including the lack of an illuminated sign with the International Symbol of Accessibility (ISA) at five accessible egress doors.

Interior Accessible Routes

Accessibility issues include protruding objects, lack of the minimum required clear width, and mats that are not secured.

Doors

Accessibility issues include lack of maneuvering clearance at doors.

Stairs

Accessibility issues include lack of handrails at stairs in the library and auditorium.

Dining and Work Surfaces

Accessibility issues include tables that lack knee and toe clearance in several locations.

Assistive Listening System

An assistive listening system is not provided in the auditorium. If audible communication is integral to the use of the space, an assistive listening system is required. If an assistive listening system is present, a sign indicating its availability is required.

Picnic Tables

Accessibility issues include lack of an accessible picnic table in one location and lack of an accessible route to picnic tables in two locations.

Toilet Rooms

Key accessibility issues with toilet rooms include lavatories that lack knee and toe clearance, lavatories with exposed plumbing, dispensers mounted over grab bars, wheelchair compartment doors that have a malfunctioning self-closing hinge, and urinals that lack clear floor space. Other common issues include dispensers that protrude into the circulation path, and mirrors and coat hooks that are mounted higher than allowed.

Drinking Fountains

Accessibility issues include lack of drinking fountains for standing users in four (4) locations and lack of the minimum required knee and toe clearance at two (2) drinking fountains for seated users. In addition, the exterior drinking fountain was not functional on the day of survey and it lacks a clear floor space positioned for a forward approach.

Sinks

Accessibility issues with sinks include sinks that lack the minimum required knee and toe clearance in fifteen classrooms, the occupational therapy/physical therapy (OT/PT) room, the health office and cafeteria.

Playgrounds

Accessibility issues include lack of an accessible route to the playground north of the basketball court, lack of an accessible route around this playground and around the southwest playground, and lack of an impact-attenuating accessible route to and around each play component in both playgrounds.

Areas of Sport Activity

Accessibility issues include lack of an accessible route to two soccer fields and a baseball field.

Additional Accessibility Issues

- Lack of an accessible route to one bench by the birdbath.

Order of Magnitude Cost Estimates

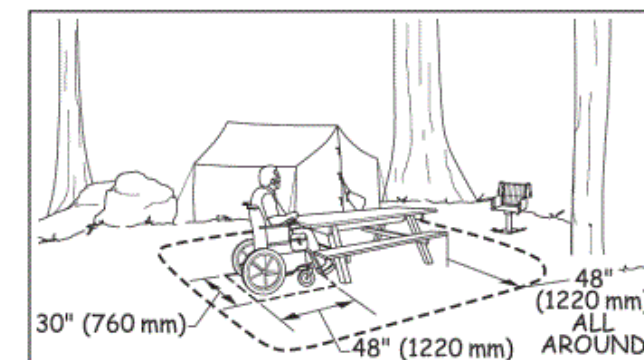
- Renovate exterior routes: \$2,820
- Renovate and provide curb ramps: \$8,832
- Renovate accessible parking spaces: \$2,850
- Provide compliant signage: \$9,328
- Relocate objects or provide cane detectable barriers at protruding objects: \$2,342
- Install one automatic door opener to the psychologist's office: \$3,060
- Install handrails in the library and auditorium at two stairs: \$2,200
- Provide compliant dining and work surfaces: \$3,600
- Provide an assistive listening system in the auditorium: \$6,250
- Provide one accessible picnic table and an accessible route to an existing picnic table: \$1,640
- Provide an accessible route to one bench by the birdbath: \$1,200
- Renovate toilet rooms: \$13,263
- Renovate and provide drinking fountains: \$20,448
- Renovate classroom sinks, the cafeteria sink, OT/PT sink and the health office sink: \$31,984
- Provide accessible routes to and around playgrounds and to play components: \$61,096
- Provide an accessible route to the soccer fields and baseball field: \$4,960

Total: \$175,873

Best Practice and Inclusive Design

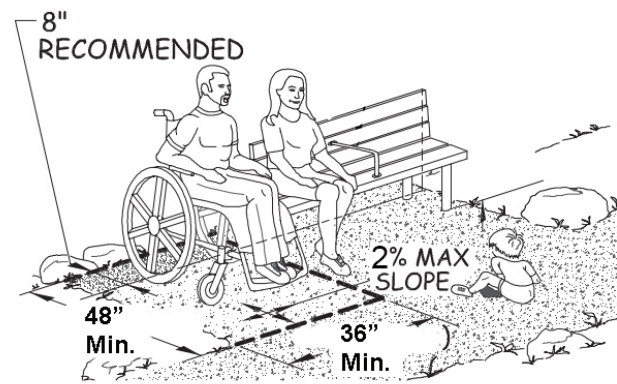
Best practice and inclusive design recommendations include elements that are not required in the standards but may create enhanced experiences for all users.

- Recommend providing accessible signage on the latch side of the door at all permanent rooms that lack signs.
- Recommend providing directional signage to the accessible route to the stage.
- Recommend locating some coat hooks in the main corridor within recommended children's reach ranges between 40" and 44" high for students in the kindergarten through the fifth grade.
- Recommend providing an accessible walkway from each ground level classroom exit door to the north walkway.
- Recommend providing a 10" high solid surface kickplate on the push side of the gate to the southwest playground.
- Recommend providing a 48" wide accessible route around the entire picnic table at each accessible picnic table. See the following image:



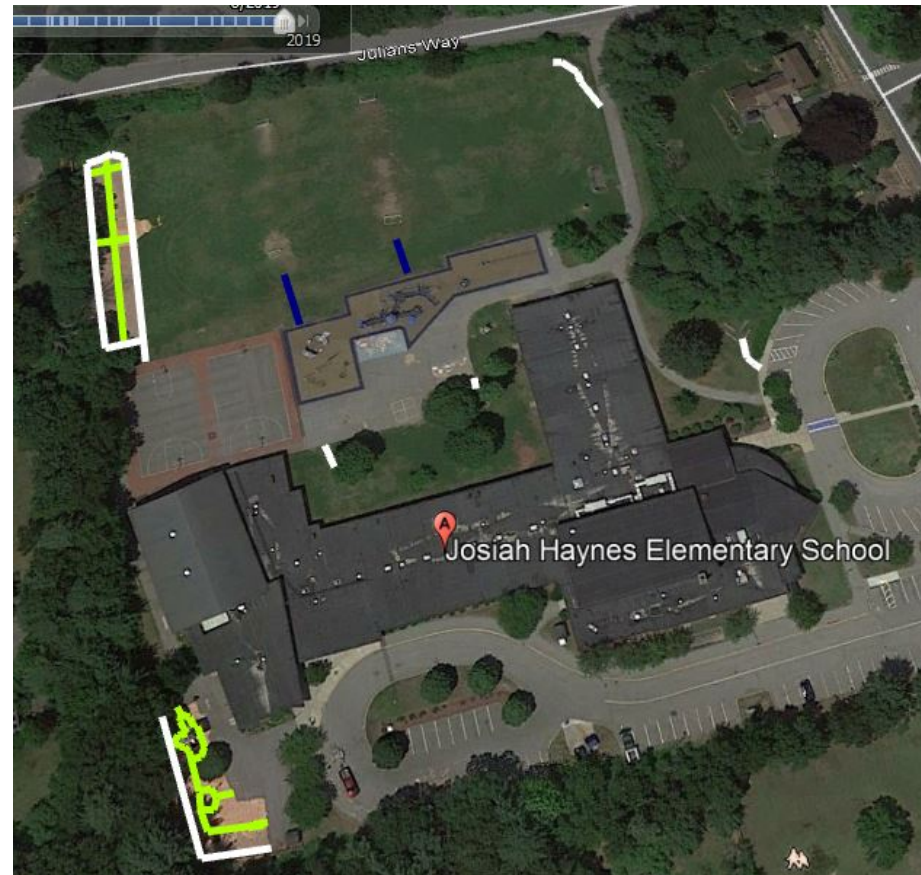
- Recommend providing a 36" x 48" space alongside one bench positioned so that a person using a wheelchair can sit shoulder to shoulder with someone seated on the bench. See following image:

Haynes Elementary School








- Recommend providing a variety of benches, including benches with backs and armrests.






Figure 1: Lines in the following aerial view represent a recommended layout of exterior accessible routes that are required at Haynes Elementary School. White lines represent asphalt routes, yellow lines represent poured-in-place rubber routes within playgrounds and blue lines represent stone dust walkways to areas of sport activity.








**Town of Sudbury
Haynes Elementary School**

ID	Location	Floor	Room	Element	Type	Photo	Issues	Current Measure	Recommendations	Quantity	Price	Cost Estimation
Approach and Entrance												
Exterior Access Route												
1	Exit From Corridor by Rooms 22 and 23	Ext.		Exterior Access Route	Walkway		Surface openings > 1/2" Level changes > 1/4"	1.75" 1"	Alter change in level to be 1/4" high max. and ensure that surface openings are no greater than 1/2". (Cost estimate for asphalt.)	1	320	\$320
2	Walkway by Exit Door 3	Ext.		Exterior Access Route	Walkway		Surface openings > 1/2" Surface is not stable, firm, and slip-resistant	1.5" -	Repair gaps in surface.	1	160	\$160
3	Rear Southwest Parking Lot Accessible Parking Space	Ext.		Exterior Access Route	Sidewalk		Cross slope > 1:50 (2.00%)	9.4%	Reduce cross slope to be no steeper than 1:50 (2.00%). (Cost for 10' long by 5' wide asphalt area.)	1	500	\$500
4	Walkway by Exit Door 6	Ext.		Exterior Access Route	Exterior		Level changes > 1/4"	-	Alter change in level to be 1/4" high max.	1	160	\$160
5	Sidewalk by Exit Door 9 to Accessible Parking Space in Rear Lot	Ext.		Exterior Access Route	Sidewalk		Level changes > 1/4"	1"	Alter change in level to be 1/4" high max. (Cost estimate for asphalt.)	1	160	\$160






**Town of Sudbury
Haynes Elementary School**

ID	Location	Floor	Room	Element	Type	Photo	Issues	Current Measure	Recommendations	Quantity	Price	Cost Estimation
6	Area by Exit Door 11	Ext.	9	Exterior Access Route	Walkway		Surface is not stable, firm, and slip-resistant	-	Repair surface.	1	160	\$160
7	Walkway by Exit From Corridor by Rooms 22 and 23	Ext.		Exterior Access Route	Walkway		Surface is not stable, firm, and slip-resistant	-	Repair surface at gate.	1	160	\$160
8	Exit Door 10 From Partners Program (Grades 3-5)	Ext.	8	Exterior Access Route	Walkway		Surface is not stable, firm, and slip-resistant	-	Repair surface at transition between concrete and asphalt.	1	160	\$160
9	Bike Rack by Exit Door 3	Ext.		Exterior Access Route	Walkway		Accessible route not provided	-	Ensure an accessible route is provided to the bike rack. (Cost estimate for a 6' long 4' wide asphalt route.)	1	240	\$240
10	Picnic Table and Bench Area	Ext.		Exterior Access Route	Exterior		Accessible route not provided	-	Provide an accessible route to one picnic table and one bench in this area. (Cost estimate for 20' long 4' wide asphalt route.)	1	800	\$800






**Town of Sudbury
Haynes Elementary School**

ID	Location	Floor	Room	Element	Type	Photo	Issues	Current Measure	Recommendations	Quantity	Price	Cost Estimation
Curb Ramp												
11	East Crosswalk	Ext.		Curb Ramp	N/A		Curb ramp not provided	-	Provide a curb ramp at this intersection and at the end of the walkway on the east. (Cost estimate for a concrete curb ramp.)	2	2800	\$5600
12	Northeast Parking Lot	Ext.		Curb Ramp	N/A		Landing not provided at top of curb ramp	-	Provide landing at top of curb ramp or reconfigure ramp. (Cost estimate for new concrete curb ramp.)	1	2800	\$2800
13	East Crosswalk by Main Entrance	Ext.		Curb Ramp	N/A		Surface not stable, firm and slip-resistant	-	Repair surface for gaps and changes in level.	1	144	\$144
14	Curb Ramp by Exit Door 6	Ext.		Curb Ramp	N/A		Surface not stable, firm and slip-resistant	2.25"	Repair surface for gaps and changes in level.	1	144	\$144
15	Curb Ramp by Exit Door 9	Ext.		Curb Ramp	N/A		Surface not stable, firm and slip-resistant	-	Repair surface for gaps and changes in level.	1	144	\$144






**Town of Sudbury
Haynes Elementary School**

ID	Location	Floor	Room	Element	Type	Photo	Issues	Current Measure	Recommendations	Quantity	Price	Cost Estimation
Off-Street Parking Lot or Garage												
16	Southeast Parking Lot	Ext.		Off-Street Parking Lot or Garage	Visitor		Total # of parking Total # of designated accessible parking spaces Total # of designated van accessible spaces Sign does not have the designation "Van Accessible" Sign bottom < 60" above finished grade	48 0 1 - 51.5"	Provide one additional car accessible parking space. Add the designation "Van Accessible" to the sign located at the van accessible space. Locate sign with the bottom of the sign 60" above the ground.	1	2350 Labor	\$2350
17	Rear Southwest Parking Lot Accessible Parking Space	Ext.		Off-Street Parking Lot or Garage	Visitor		Total # of parking Total # of designated accessible parking spaces Total # of designated van accessible spaces Sign does not have the designation "Van Accessible"	18 1 0 -	Add the designation "Van Accessible" to the sign located at the accessible space.	1	500	\$500
Emergency Exit												
18	Exit Door 16	Ext.		Emergency Exit					Recommend providing accessible routes from all exit doors.	1	-	\$0
19	Learning Center for Grades 4-5 Exit Door 17	1	15	Emergency Exit	N/A		Tactile sign not provided at exit Directional sign to accessible emergency exit not provided	- -	Provide tactile exit signs with raised characters and braille at exit doors. Mount signs between 48"- 60" above the finished floor located on the latch side of the door. Provide a directional sign indicating the location of the nearest accessible emergency exit.	1	464	\$464
20	Exit Door 18	1	16	Emergency Exit	N/A		Tactile sign not provided at exit Directional sign to accessible emergency exit not provided	- -	Provide tactile exit signs with raised characters and braille at exit doors. Mount signs between 48"- 60" above the finished floor located on the latch side of the door. Provide a directional sign indicating the location of the nearest accessible emergency exit.	1	464	\$464






**Town of Sudbury
Haynes Elementary School**

ID	Location	Floor	Room	Element	Type	Photo	Issues	Current Measure	Recommendations	Quantity	Price	Cost Estimation
21	Exit Doors From Classrooms	1	19 20	Emergency Exit	N/A		Tactile sign not provided at exit Directional sign to accessible emergency exit not provided	- -	Provide tactile exit signs with raised characters and braille at exit doors. Mount signs between 48"- 60" above the finished floor located on the latch side of the door. Provide a directional sign indicating the location of the nearest accessible emergency exit.	2	464	\$928
22	Exit Doors From Classrooms	1	21 22	Emergency Exit	N/A		Tactile sign not provided at exit Directional sign to accessible emergency exit not provided	- -	Provide tactile exit signs with raised characters and braille at exit doors. Mount signs between 48"- 60" above the finished floor located on the latch side of the door. Provide a directional sign indicating the location of the nearest accessible emergency exit.	2	464	\$928
23	Grade 4 Exit Door 16	1	13	Emergency Exit	N/A		Tactile sign not provided at exit Directional sign to accessible emergency exit not provided Maneuvering clearance(s) not provided	- - -	Provide tactile exit signs with raised characters and braille at exit doors. Mount signs between 48"- 60" above the finished floor located on the latch side of the door. Provide a directional sign indicating the location of the nearest accessible emergency exit. Relocate the table that is blocking the door.	1	464 Labor	\$464
24	Front Lobby	1		Emergency Exit	N/A		Tactile sign not provided at exit Illuminated Int. Symbol of Acc. not provided (MAAB)	- -	Provide tactile exit signs with raised characters and braille at exit doors. Mount signs between 48"- 60" above the finished floor located on the latch side of the door. Provide an illuminated sign with the International Symbol of Accessibility.	1	432	\$432
25	Exit Door 6 by ESL	1		Emergency Exit	N/A		Tactile sign not provided at exit Illuminated Int. Symbol of Acc. not provided (MAAB)	- -	Provide tactile exit signs with raised characters and braille at exit doors. Mount signs between 48"- 60" above the finished floor located on the latch side of the door. Provide an illuminated sign with the International Symbol of Accessibility.	1	432	\$432






**Town of Sudbury
Haynes Elementary School**

ID	Location	Floor	Room	Element	Type	Photo	Issues	Current Measure	Recommendations	Quantity	Price	Cost Estimation
26	Exit From Corridor by Rooms 22 and 23	1		Emergency Exit	N/A		Tactile sign not provided at exit Illuminated Int. Symbol of Acc. not provided (MAAB)	- -	Provide tactile exit signs with raised characters and braille at exit doors. Mount signs between 48"- 60" above the finished floor located on the latch side of the door. Provide an illuminated sign with the International Symbol of Accessibility.	1	432	\$432
27	Exit Door 15 by Art Classroom	1		Emergency Exit	N/A		Tactile sign not provided at exit Illuminated Int. Symbol of Acc. not provided (MAAB)	- -	Provide tactile exit signs with raised characters and braille at exit doors. Mount signs between 48"- 60" above the finished floor located on the latch side of the door. Provide an illuminated sign with the International Symbol of Accessibility.	1	432	\$432
28	Exit Door 14 From Gym	1		Emergency Exit	N/A		Tactile sign not provided at exit Illuminated Int. Symbol of Acc. not provided (MAAB)	- -	Provide tactile exit signs with raised characters and braille at exit doors. Mount signs between 48"- 60" above the finished floor located on the latch side of the door. Provide an illuminated sign with the International Symbol of Accessibility.	1	432	\$432
29	Exit Door 13 From Gym	1		Emergency Exit	N/A		Tactile sign not provided at exit Illuminated Int. Symbol of Acc. not provided (MAAB)	- -	Provide tactile exit signs with raised characters and braille at exit doors. Mount signs between 48"- 60" above the finished floor located on the latch side of the door. Provide an illuminated sign with the International Symbol of Accessibility.	1	432	\$432
30	Exit Door 12 From Gym	1		Emergency Exit	N/A		Tactile sign not provided at exit Illuminated Int. Symbol of Acc. not provided (MAAB)	- -	Provide tactile exit signs with raised characters and braille at exit doors. Mount signs between 48"- 60" above the finished floor located on the latch side of the door. Provide an illuminated sign with the International Symbol of Accessibility.	1	432	\$432






**Town of Sudbury
Haynes Elementary School**

ID	Location	Floor	Room	Element	Type	Photo	Issues	Current Measure	Recommendations	Quantity	Price	Cost Estimation
31	Exit Door 9	1		Emergency Exit	N/A		Tactile sign not provided at exit Illuminated Int. Symbol of Acc. not provided (MAAB)	- -	Provide tactile exit signs with raised characters and braille at exit doors. Mount signs between 48"- 60" above the finished floor located on the latch side of the door. Provide an illuminated sign with the International Symbol of Accessibility.	1	432	\$432
32	Exit Door 7	1	6	Emergency Exit	N/A		Tactile sign not provided at exit Illuminated Int. Symbol of Acc. not provided (MAAB)	- -	Provide tactile exit signs with raised characters and braille at exit doors. Mount signs between 48"- 60" above the finished floor located on the latch side of the door. Provide an illuminated sign with the International Symbol of Accessibility.	1	432	\$432
33	Exit Door 8	1	7	Emergency Exit	N/A		Tactile sign not provided at exit Illuminated Int. Symbol of Acc. not provided (MAAB)	- -	Provide tactile exit signs with raised characters and braille at exit doors. Mount signs between 48"- 60" above the finished floor located on the latch side of the door. Provide an illuminated sign with the International Symbol of Accessibility.	1	432	\$432
34	Partners Program (Grades 3-5) Egress Door 10	1	8	Emergency Exit	N/A		Tactile sign not provided at exit Illuminated Int. Symbol of Acc. not provided (MAAB)	- -	Provide tactile exit signs with raised characters and braille at exit doors. Mount signs between 48"- 60" above the finished floor located on the latch side of the door. Provide an illuminated sign with the International Symbol of Accessibility.	1	432	\$432
35	Partners Program (Grades K-2) Exit Door 11	1	9	Emergency Exit	N/A		Tactile sign not provided at exit Illuminated Int. Symbol of Acc. not provided (MAAB) Maneuvering clearance(s) not provided	- - -	Provide tactile exit signs with raised characters and braille at exit doors. Mount signs between 48"- 60" above the finished floor located on the latch side of the door. Provide an illuminated sign with the International Symbol of Accessibility. Relocate furniture.	1	432 Labor	\$432




**Town of Sudbury
Haynes Elementary School**

ID	Location	Floor	Room	Element	Type	Photo	Issues	Current Measure	Recommendations	Quantity	Price	Cost Estimation
36	Exit Door 3 to the Parking Lot on the Side of the School	1		Emergency Exit	N/A		Tactile sign not provided at exit Illuminated Int. Symbol of Acc. not provided (MAAB) Mat not securely attached	- - -	Provide tactile exit signs with raised characters and braille at exit doors. Mount signs between 48"- 60" above the finished floor located on the latch side of the door. Provide an illuminated sign with the International Symbol of Accessibility. Secure the mat.	1	432 Labor	\$432
37	Partners Program (Grades 3-5) Egress Door 10	1	8	Emergency Exit	N/A		Maneuvering clearance(s) not provided	-	Relocate furniture that blocks access to the emergency exit.	1	Labor	\$0
Access to Goods and Services												
Interior Access Route												
38	Library	1		Interior Access Route	N/A		Route < 36" wide	24.5"	Ensure that a clear width of 36" min. is maintained at the accessible route. Note: Route can narrow to 32" for 24" of depth.	1	Labor	\$0
39	Library	1		Interior Access Route	N/A		Route < 36" wide	24"	Ensure that a clear width of 36" min. is maintained at the accessible route. Note: Route can narrow to 32" for 24" of depth.	1	Labor	\$0
40	Library	1		Interior Access Route	N/A		Route < 36" wide	30"	Ensure that a clear width of 36" min. is maintained at the accessible route. Note: Route can narrow to 32" for 24" of depth.	1	Labor	\$0





**Town of Sudbury
Haynes Elementary School**

ID	Location	Floor	Room	Element	Type	Photo	Issues	Current Measure	Recommendations	Quantity	Price	Cost Estimation
41	Speech Language & Counseling Waiting Area	1		Interior Access Route	N/A		Route < 36" wide	18"	Ensure that a clear width of 36" min. is maintained at the accessible route. Note: Route can narrow to 32" for 24" of depth.	1	Labor	\$0
42	Speech Language & Counseling Waiting Area	1		Interior Access Route	N/A		Route < 36" wide	27.25"	Ensure that a clear width of 36" min. is maintained at the accessible route. Note: Route can narrow to 32" for 24" of depth.	1	Labor	\$0
43	Partners Program (Grades 3-5)	1	8	Interior Access Route	N/A		Route < 36" wide	27"	Ensure that a clear width of 36" min. is maintained at the accessible route. Route is able to narrow to 32" for 24" min. deep.	1	Labor	\$0
44	Girls' Toilet Room Across From Auditorium	1		Interior Access Route	N/A		Route < 36" wide Obstructed by protruding objects	25.75" 10"	Ensure that a clear width of 36" min. is maintained at the accessible route. Relocate paper towel dispenser so that it does not obstruct the clear width and does not act as a protruding object.	1	353	\$353
45	Health Office Toilet Room	1		Interior Access Route	N/A		Obstructed by protruding objects	12"	Relocate white storage box. It acts as a protruding object and projects into the clear space required at the toilet.	1	353	\$353






**Town of Sudbury
Haynes Elementary School**

ID	Location	Floor	Room	Element	Type	Photo	Issues	Current Measure	Recommendations	Quantity	Price	Cost Estimation
46	Lobby	1		Interior Access Route	N/A		Obstructed by protruding objects	17"	Provide a cane-detectable barrier along each side.	2	306	\$612
47	Auditorium/ Cafeteria	1		Interior Access Route	N/A		Obstructed by protruding objects	8"	Relocate paper towel dispenser and cleansing wipe dispenser out of the circulation path.	2	256	\$512
48	Grade 2 Grade 1	1	19 21	Interior Access Route	614		Obstructed by protruding objects	9"	Relocate paper towel dispensers out of the circulation path.	2	256	\$512
49	Library	1		Interior Access Route	N/A		Surface not stable, firm, and slip-resistant	-	Secure the mat.	1	Labor	\$0
50	Library	1		Interior Access Route	N/A		Surface not stable, firm, and slip-resistant	-	Secure the mat.	1	Labor	\$0






**Town of Sudbury
Haynes Elementary School**

ID	Location	Floor	Room	Element	Type	Photo	Issues	Current Measure	Recommendations	Quantity	Price	Cost Estimation
51	Library	1		Interior Access Route	N/A		Surface not stable, firm, and slip-resistant	-	Secure the mat.	1	Labor	\$0
52	Library	1		Interior Access Route	N/A		Surface not stable, firm, and slip-resistant	-	Secure the mat.	1	Labor	\$0
53	Kitchen	1		Interior Access Route	N/A		Surface not stable, firm, and slip-resistant	-	Secure the mat.	1	Labor	\$0
54	Women's Toilet Room	1		Interior Access Route	N/A		Surface not stable, firm, and slip-resistant	-	Secure the mat.	1	Labor	\$0
55	Men's Toilet Room	1		Interior Access Route	N/A		Surface not stable, firm, and slip-resistant	-	Secure the mat.	1	Labor	\$0






**Town of Sudbury
Haynes Elementary School**

ID	Location	Floor	Room	Element	Type	Photo	Issues	Current Measure	Recommendations	Quantity	Price	Cost Estimation
56	Corridor by Gym	1		Interior Access Route	N/A		Surface not stable, firm, and slip-resistant	-	Secure the mat.	1	Labor	\$0
57	Grade 1	1	21	Interior Access Route	N/A		Surface not stable, firm, and slip-resistant	-	Secure rainbow colored mat.	1	Labor	\$0
58	Spanish	1	23	Interior Access Route	N/A		Surface not stable, firm, and slip-resistant	-	Secure the carpet with the map on it.	1	Labor	\$0
59	Corridor by Spanish	1	23	Interior Access Route	N/A		Surface not stable, firm, and slip-resistant	-	Secure the mat.	1	Labor	\$0
60	Kindergarten	1	6	Interior Access Route	N/A		Surface not stable, firm, and slip-resistant	-	Secure the mat.	1	Labor	\$0






**Town of Sudbury
Haynes Elementary School**

ID	Location	Floor	Room	Element	Type	Photo	Issues	Current Measure	Recommendations	Quantity	Price	Cost Estimation
Doors, Doorways, & Gates												
61	Women's Toilet Room by Lobby and Library	1		Doors, Doorways, & Gates	Toilet Room		Maneuvering clearance(s) not provided	12"	Relocate desk.	1	Labor	\$0
62	ESL/LLI	1		Doors, Doorways, & Gates	Classroom		Maneuvering clearance(s) not provided	42"	Relocate shelving unit that is by the door.	1	Labor	\$0
63	Speech Language & Counseling	1		Doors, Doorways, & Gates	Classroom		Maneuvering clearance(s) not provided		Relocate bookshelf to provide 60" min deep clear at door.	1	Labor	\$0
64	Speech Language & Counseling Waiting Room	1		Doors, Doorways, & Gates	Classroom		Maneuvering clearance(s) not provided	30.5"	Relocate desk to provide maneuvering clearance at door.	1	Labor	\$0
65	Partners Program (Grades 3-5) Classroom Door	1	8	Doors, Doorways, & Gates	Classroom		Maneuvering clearance(s) not provided	-	Relocate fridge.	1	Labor	\$0






**Town of Sudbury
Haynes Elementary School**

ID	Location	Floor	Room	Element	Type	Photo	Issues	Current Measure	Recommendations	Quantity	Price	Cost Estimation
66	Partners Program (Grades 3-5) Toilet Room	1	8	Doors, Doorways, & Gates	Toilet Room		Maneuvering clearance(s) not provided	9"	Relocate storage boxes.	1	Labor	\$0
67	Psychologist Office Exit to Corridor	1		Doors, Doorways, & Gates	Office		Maneuvering clearance not provided at recess > 6"	8.5"	Install an automatic door opener.	1	3060	\$3060
Stairways												
68	Library	1		Stairways	Other		Handrail not provided on both sides	-	Provide handrails on both sides.	1	1320	\$1320
69	Auditorium/ Cafeteria	1		Stairways	Other		Handrail not provided on both sides	-	Provide handrails on both sides.	1	880	\$880
Signage												
70	Health Office Lobby From Corridor	1		Signage	Designation		Raised characters not provided on sign Braille not provided on sign	- -	Provide text with raised characters duplicated in braille on sign.	1	232	\$232






**Town of Sudbury
Haynes Elementary School**

ID	Location	Floor	Room	Element	Type	Photo	Issues	Current Measure	Recommendations	Quantity	Price	Cost Estimation
71	Partners Program (Grades 3-5)	1	8	Signage	Designation		Raised characters not provided on sign Braille not provided on sign	- -	Provide text with raised characters duplicated in braille on sign.	1	232	\$232
72	Principal's Office	1		Signage	Designation		Sign lacks 18" min. by 18" min. clear floor space	-	Relocate folder storage.	1	Labor	\$0
Dining or Work Surfaces												
73	Principal's Office	1		Dining or Work Surfaces	Work Surface		Knee or toe clearance not provided	-	Provide at least 1 work surface with 27" min. knee and toe clearance. Table lacks toe clearance.	1	700	\$700
74	Vice Principal's Office	1		Dining or Work Surfaces	Work Surface		Knee or toe clearance not provided	23" wide	Provide at least 1 work surface with 27" min. knee and toe clearance that is 30" wide, min.	1	700	\$700
75	Psychologist Office	1		Dining or Work Surfaces	Work Surface		Knee or toe clearance not provided	23" wide	Provide at least 1 work surface that has a clear width of 30" min. and a clear height of 24" min.	1	700	\$700





**Town of Sudbury
Haynes Elementary School**

ID	Location	Floor	Room	Element	Type	Photo	Issues	Current Measure	Recommendations	Quantity	Price	Cost Estimation
76	ESL/LLI	1		Dining or Work Surfaces	Work Surface		Knee or toe clearance not provided	22.5"	Ensure that 1 work surface is adjusted to provide 24" min. knee and toe clearance.	1	Labor	\$0
77	Speech Language & Counseling	1		Dining or Work Surfaces	Work Surface		Knee or toe clearance not provided	23" wide	Provide at least 1 work surface with 27" min. knee and toe clearance that is 30" wide min.	1	700	\$700
78	OT/PT	1		Dining or Work Surfaces	Work Surface		Knee or toe clearance not provided	21" wide	Provide at least 1 work surface with 24" high min. knee and toe clearance that is 30" wide min.	1	200	\$200
79	Grade 2	1	19	Dining or Work Surfaces	Work Surface		Knee or toe clearance not provided	22.75"	Ensure that 1 work surface is adjusted to provide 24" high min. knee and toe clearance.	1	Labor	\$0
80	Grade 1	1	21	Dining or Work Surfaces	Work Surface		Knee or toe clearance not provided	22.75"	Ensure that 1 work surface is adjusted to provide 24" high min. knee and toe clearance.	1	Labor	\$0






**Town of Sudbury
Haynes Elementary School**

ID	Location	Floor	Room	Element	Type	Photo	Issues	Current Measure	Recommendations	Quantity	Price	Cost Estimation
81	Spanish	1	23	Dining or Work Surfaces	Work Surface		Knee or toe clearance not provided	23.5"	Ensure that 1 work surface is adjusted to provide 24" high min. knee and toe clearance.	1	Labor	\$0
82	Learning Center for K-3	1	27	Dining or Work Surfaces	Work Surface		Knee or toe clearance not provided	21" wide	Provide at least 1 work surface with knee clearance that is 30" wide min.	1	200	\$200
83	Learning Center for K-3	1	27	Dining or Work Surfaces	Work Surface		Knee or toe clearance not provided	22"	Provide at least 1 dining or work surface with 24" high min. knee and toe clearance.	1	200	\$200
84	Kindergarten	1	6	Dining or Work Surfaces	Work Surface		Knee or toe clearance not provided	20"	Ensure that 1 work surface is adjusted to provide 24" high min. knee and toe clearance.	1	Labor	\$0
85	Partners Program (Grades 3-5)	1	8	Dining or Work Surfaces	Work Surface		Knee or toe clearance not provided	20" wide	Provide at least 1 work surface with 24" high min. knee and toe clearance that is 30" wide min.	1	200	\$200





**Town of Sudbury
Haynes Elementary School**

ID	Location	Floor	Room	Element	Type	Photo	Issues	Current Measure	Recommendations	Quantity	Price	Cost Estimation
Assembly Area												
86	Auditorium/ Cafeteria	1		Assembly Area	N/A		Assistive listening devices not provided	-	If audible communication is integral to the use of the space, provide an assistive listening system. (Cost estimate for 600 people.)	1	6250	\$6250
Picnic Tables												
87	Picnic Table and Bench Area	Ext.		Picnic Tables	N/A		Toe or knee clearance at tables not provided	- 21.5"	Provide at least 1 dining surface (or ensure that 5% of dining surfaces) have toe and knee clearance.	1	1400	\$1400
88	Picnic Table with Chess Board	Ext.		Picnic Tables	N/A		Picnic table not on an accessible route	-	Ensure that the accessible picnic table is connected to an accessible route. (Cost estimate for a 6' long by 4' wide asphalt route.)	1	240	\$240
Exterior Benches												
89	Seating Area by Birdbath on Northeast Side by the Main Entrance	Ext.		Exterior Benches	N/A		No accessible route to one bench in area	-	Provide an accessible route to one bench in this area. (Cost estimate for 30' long, 4' wide asphalt route.)	1	1200	\$1200
Toilet & Bathing Rooms												






**Town of Sudbury
Haynes Elementary School**

ID	Location	Floor	Room	Element	Type	Photo	Issues	Current Measure	Recommendations	Quantity	Price	Cost Estimation
Lavatory												
90	Accessible Toilet Room	1		Lavatory	N/A		Toe or knee clearances not provided	23"	Provide at least one lavatory with knee and toe clearance positioned for a forward approach. As the rest of this toilet room is built to adult dimensions, 27" min. knee clearance is recommended at the lavatory.	1	1686	\$1686
91	Kindergarten Toilet Room	1	6	Lavatory	N/A		Toe or knee clearances not provided	21.5"	Provide at least one lavatory with knee and toe clearance positioned for a forward approach.	1	1686	\$1686
92	Men's Toilet Room	1		Lavatory	N/A		Plumbing underneath is exposed	-	Insulate or otherwise configure pipes to prevent contact for at least one lavatory.	1	92	\$92
Single-User Toilet												
93	Accessible Toilet Room	1		Single-User Toilet	N/A		Clearance at toilet < 72" clear depth Toilet paper dispenser is not compliant Paper towel mounted over grab bar	- -	Relocate shelving and storage. Relocate toilet paper so that it is 24" min. high, located under the grab bar, and between 7" and 9" from the front of the toilet. Relocate the paper towel dispenser so that it is not mounted above the grab bar.	2	353	\$706
94	Health Office Toilet Room	1		Single-User Toilet	N/A		Toilet paper dispenser is not compliant Clearance at toilet < 60" clear width	- -	Relocate storage bin. Relocate toilet paper so that it is 24" min. high, located under the grab bar, and between 7" and 9" from the front of the toilet.	1	353	\$353






**Town of Sudbury
Haynes Elementary School**

ID	Location	Floor	Room	Element	Type	Photo	Issues	Current Measure	Recommendations	Quantity	Price	Cost Estimation
Toilet Compartment												
95	Men's Toilet Room	1		Toilet Compartment	Accessible Compartment		Door has malfunctioning self-closing hinge	-	Repair hinge.	1	Labor	\$0
Dispensers												
96	Health Office Toilet Room	1		Dispensers	Paper Towel Dispenser		Dispenser acts as a protruding object	9"	Relocate dispenser out of the circulation path.	1	353	\$353
97	Women's Toilet Room by Lobby and Library and Men's Toilet Room	1		Dispensers	Paper Towel Dispenser		Dispenser acts as a protruding object	10"	Relocate paper towel dispenser out of the circulation path.	2	353	\$706
Toilet Rooms for Children												
Single-User Toilet (Children)												
98	Partners Program (Grades 3-5) Toilet Room	1	8	Single-User Toilet (Children)	N/A		Clearance at toilet < 72" clear deep	-	Relocate stored items so that there is 72" clear deep at the toilet.	1	Labor	\$0






**Town of Sudbury
Haynes Elementary School**

ID	Location	Floor	Room	Element	Type	Photo	Issues	Current Measure	Recommendations	Quantity	Price	Cost Estimation
99	Kindergarten Toilet Room	1	6	Single-User Toilet (Children)	N/A		Non-compliant toilet paper dispenser	-	Relocate toilet paper dispenser so that it is between 14"- 19" above the floor and between 7"- 9" in front of the toilet. Ensure dispensers and other devices are not mounted above grab bars.	1	353	\$353
100	Health Office Toilet Room	1		Single-User Toilet (Children)	N/A		Coat hook not within reach range	56"	Lower hook so that it is no higher than 40" above the floor.	1	150	\$150
Toilet Compartment (Children)												
101	Girls' Toilet Room Across From Auditorium	1		Toilet Compartment (Children)	Accessible Compartment		Non-compliant toilet paper dispenser	-	Relocate toilet paper dispenser so that it is between 14"- 19" above the floor and between 7"- 9" in front of the toilet. Ensure dispensers and other devices are not mounted above grab bars.	1	353	\$353
102	Women's Toilet Room by Lobby and Library	1		Toilet Compartment (Children)	Accessible Compartment		Non-compliant toilet paper dispenser Coat hook not within reach range	- 51"	Relocate toilet paper dispenser so that it is between 14"- 19" above the floor and between 7"- 9" in front of the toilet. Ensure dispensers and other devices are not mounted above grab bars. Lower hook so that it is no higher than 44" for children ages 9-12. The other dimensions in the toilet room are built for this age range.	1	503	\$503
103	Men's Toilet Room	1		Toilet Compartment (Children)	Accessible Compartment		Non-compliant toilet paper dispenser Coat hook not within reach range	- 49"	Relocate toilet paper dispenser so that it is between 14"- 19" above the floor and between 7"- 9" in front of the toilet. Ensure dispensers and other devices are not mounted above grab bars. Lower hook so that it is no higher than 44" for children ages 9-12. The other dimensions in the toilet room are built for this age range.	1	503	\$503






**Town of Sudbury
Haynes Elementary School**

ID	Location	Floor	Room	Element	Type	Photo	Issues	Current Measure	Recommendations	Quantity	Price	Cost Estimation
104	Boys' Toilet Room by Health Office	1		Toilet Compartment (Children)	Accessible Compartment		Non-compliant toilet paper dispenser Coat hook not within reach range	- 50"	Relocate toilet paper dispenser so that it is between 14"- 19" above the floor and between 7"- 9" in front of the toilet. Ensure dispensers and other devices are not mounted above grab bars. Lower hook so that it is no higher than 44" for children ages 9-12. The rest of the dimensions in this toilet room are for this age group.	1	503	\$503
Lavatory (Children)												
105	Partners Program (Grades 3-5) Toilet Room	1	8	Lavatory (Children)	N/A		Toe or knee clearances not provided	23"	Provide at least one lavatory with 25" min. knee clearance positioned for a forward approach.	1	1686	\$1686
106	Partners Program (Grades K-2) Toilet Room	1	9	Lavatory (Children)	N/A		Toe or knee clearances not provided	22"	Provide at least one lavatory with 25" min. knee clearance positioned for a forward approach.	1	1686	\$1686
107	Boys' Toilet Room by Health Office	1		Lavatory (Children)	N/A		Exposed plumbing underneath	-	Insulate or otherwise configure pipes to prevent contact at lavatory.	1	92	\$92
108	Girls' Toilet Room Across From Auditorium	1		Lavatory (Children)	N/A		Exposed plumbing underneath	-	Insulate or otherwise configure pipes to prevent contact at lavatory.	1	92	\$92






**Town of Sudbury
Haynes Elementary School**

ID	Location	Floor	Room	Element	Type	Photo	Issues	Current Measure	Recommendations	Quantity	Price	Cost Estimation
109	Health Office Toilet Room	1		Lavatory (Children)	N/A		Exposed plumbing underneath Mirror above lavatory w/reflective surface > 31"	- 38"	Insulate or otherwise configure pipes to prevent contact at lavatory. Lower mirror so that the bottom surface is at 31" above finished floor.	1	348	\$348
Dispensers (Children)												
110	Boys' Toilet Room by Health Office	1		Dispensers (Children)	Paper Towel Dispenser		Dispenser controls > 42" high	50"	Relocate so the operable part is 42" max. above the finished floor.	1	353	\$353
Urinal (Children)												
111	Boys' Toilet Room by Health Office	1		Urinal (Children)			Urinal has < 30" clear width Urinal recessed > 24" deep has > 36" clear width	26" 34"	Remove partition to provide a 30" min. by 48" min. clear floor space positioned for a forward approach. Provide a partition that is less than 24" deep.	1	353	\$353
Toilet Paper Dispensers (Children)												
112	Partners Program (Grades K-2) Toilet Room	1	9	Toilet Paper Dispensers (Children)	N/A		Controls < 14" or > 17" (Ages 5 - 8) Dispenser located above grab bar	- -	Relocate toilet paper dispenser so the operable part is between 14" and 17" above the finished floor. Relocate dispenser 1.5" minimum underneath the grab bar.	1	353	\$353
113	Partners Program (Grades 3-5) Toilet Room	1	8	Toilet Paper Dispensers (Children)	N/A		Controls < 17" or > 19" (Ages 9 - 12) Dispenser located above grab bar	- -	Relocate toilet paper dispenser so the operable part is between 14" and 17" above the finished floor. Relocate dispenser 1.5" minimum underneath the grab bar.	1	353	\$353






**Town of Sudbury
Haynes Elementary School**

ID	Location	Floor	Room	Element	Type	Photo	Issues	Current Measure	Recommendations	Quantity	Price	Cost Estimation
Additional Access												
Drinking Fountains												
114	Exit From Corridor by Rooms 22 and 23	Ext.		Drinking Fountains	Low		Clear floor space not provided Operable parts malfunctioning No drinking fountain provided for standing users	- - -	Provide a 30" by 48" clear floor space positioned for a forward approach. (Cost estimate for 3' by 4' asphalt area.) Repair or replace drinking fountain to ensure operable parts are functioning. Provide an additional drinking fountain for standing users on an accessible route.	1	4148 Labor	\$4148
115	Drinking Fountain	1		Drinking Fountains	Low		No drinking fountain provided for standing users	-	Provide an additional drinking fountain for standing users.	1	4028	\$4028
116	Drinking Fountain by Gym	1		Drinking Fountains	Low		No drinking fountain provided for standing users	-	Provide an additional drinking fountain for standing users.	1	4028	\$4028
117	Drinking Fountain	1		Drinking Fountains	Low		No drinking fountain provided for standing users Knee or toe clearance not provided	- -	Install a Hi-Lo drinking fountain.	1	4216	\$4216
118	Drinking Fountain by Women's Toilet Room	1		Drinking Fountains	Hi-Lo		Knee or toe clearance not provided	-	Provide a drinking fountain with knee and toe clearance, 27" min. high at drinking fountain for seated users. (Cost for a new low drinking fountain.)	1	4028	\$4028






**Town of Sudbury
Haynes Elementary School**

ID	Location	Floor	Room	Element	Type	Photo	Issues	Current Measure	Recommendations	Quantity	Price	Cost Estimation
Sink												
119	Health Office	1		Sink	Other		Toe and knee clearances not provided Exposed plumbing underneath sink	26"	Ensure there is a 27" knee clearance positioned for a forward approach. Insulate or otherwise configure pipes at sink.	1	1778	\$1778
120	Learning Lab	1		Sink	Lab		Toe and knee clearances not provided Exposed plumbing underneath sink Dispenser not within reach range	- - 48"	Ensure there is a 27" knee clearance positioned for a forward approach. Insulate or otherwise configure pipes at sink. Relocate paper towel dispenser 44" max. above the finished floor or ground.	1	2034	\$2034
Sinks for Children's Use												
121	OT/PT	1		Sinks for Children's Use	Other		Exposed plumbing underneath Knee or toe clearance not provided	- 25.75"	Insulate or otherwise configure pipes to prevent contact at sink. Provide at least one sink with 24" high knee and toe clearance positioned for a forward approach.	1	1778	\$1778
122	Music Room	1	1	Sinks for Children's Use	Classroom		Exposed plumbing underneath Knee or toe clearance not provided	- 22.5"	Insulate or otherwise configure pipes to prevent contact at sink. Provide at least one sink with 24" high knee and toe clearance positioned for a forward approach.	1	1778	\$1778
123	Grade 4	1	13	Sinks for Children's Use	Classroom		Exposed plumbing underneath Knee or toe clearance not provided	- 22"	Insulate or otherwise configure pipes to prevent contact at sink. Provide at least one sink with 24" high knee and toe clearance positioned for a forward approach.	1	1778	\$1778






**Town of Sudbury
Haynes Elementary School**

ID	Location	Floor	Room	Element	Type	Photo	Issues	Current Measure	Recommendations	Quantity	Price	Cost Estimation
124	Learning Center for Grades 4-5	1	15	Sinks for Children's Use	Classroom		Exposed plumbing underneath Knee or toe clearance not provided	- 22.5"	Insulate or otherwise configure pipes to prevent contact at sink. Provide at least one sink with 24" high knee and toe clearance positioned for a forward approach.	1	1778	\$1778
125	Grade 5	1	16	Sinks for Children's Use	Classroom		Exposed plumbing underneath Knee or toe clearance not provided	- 22"	Insulate or otherwise configure pipes to prevent contact at sink. Provide at least one sink with 24" high knee and toe clearance positioned for a forward approach.	1	1778	\$1778
126	Grade 2	1	19	Sinks for Children's Use	Classroom		Exposed plumbing underneath Knee or toe clearance not provided	- 22"	Insulate or otherwise configure pipes to prevent contact at sink. Provide at least one sink with 24" high knee and toe clearance positioned for a forward approach.	1	1778	\$1778
127	Grade 3	1	2	Sinks for Children's Use	Classroom		Exposed plumbing underneath Knee or toe clearance not provided	- 22"	Insulate or otherwise configure pipes to prevent contact at sink. Provide at least one sink with 24" high knee and toe clearance positioned for a forward approach.	1	1778	\$1778
128	Grade 1	1	21	Sinks for Children's Use	Classroom		Exposed plumbing underneath Knee or toe clearance not provided	- 22"	Insulate or otherwise configure pipes to prevent contact at sink. Provide at least one sink with 24" high knee and toe clearance positioned for a forward approach.	1	1778	\$1778





**Town of Sudbury
Haynes Elementary School**

ID	Location	Floor	Room	Element	Type	Photo	Issues	Current Measure	Recommendations	Quantity	Price	Cost Estimation
129	Spanish	1	23	Sinks for Children's Use	N/A		Exposed plumbing underneath Knee or toe clearance not provided	- 22"	Insulate or otherwise configure pipes to prevent contact at sink. Provide at least one sink with 24" high knee and toe clearance positioned for a forward approach.	1	1778	\$1778
130	Steps Room	1	25	Sinks for Children's Use	Classroom		Exposed plumbing underneath Knee or toe clearance not provided	- 22"	Insulate or otherwise configure pipes to prevent contact at sink. Provide at least one sink with 24" high knee and toe clearance positioned for a forward approach.	1	1778	\$1778
131	Learning Center for K-3	1	27	Sinks for Children's Use	Classroom		Exposed plumbing underneath Knee or toe clearance not provided	- 22"	Insulate or otherwise configure pipes to prevent contact at sink. Provide at least one sink with 24" high knee and toe clearance positioned for a forward approach.	1	1778	\$1778
132	Partners Program (Grades 3-5)	1	8	Sinks for Children's Use	Classroom		Exposed plumbing underneath Knee or toe clearance not provided	- -	Insulate or otherwise configure pipes to prevent contact at sink. Provide at least one sink with 24" high knee and toe clearance positioned for a forward approach.	1	1778	\$1778
133	Partners Program (Grades K-2)	1	9	Sinks for Children's Use	Classroom		Exposed plumbing underneath Knee or toe clearance not provided	- -	Insulate or otherwise configure pipes to prevent contact at sink. Provide at least one sink with 24" high knee and toe clearance positioned for a forward approach.	1	1778	\$1778






**Town of Sudbury
Haynes Elementary School**

ID	Location	Floor	Room	Element	Type	Photo	Issues	Current Measure	Recommendations	Quantity	Price	Cost Estimation
134	Auditorium/ Cafeteria	1		Sinks for Children's Use	Other		Knee or toe clearance not provided	23"	Provide at least one sink with 24" high knee and toe clearance positioned for a forward approach.	1	1686	\$1686
135	Art Classroom	1	11	Sinks for Children's Use	Classroom		Knee or toe clearance not provided	18.5"	Provide at least one sink with 24" high knee and toe clearance positioned for a forward approach.	1	1686	\$1686
136	Kindergarten	1	6	Sinks for Children's Use	Classroom		Knee or toe clearance not provided	16.75"	Provide at least one sink with 24" high knee and toe clearance positioned for a forward approach.	1	1686	\$1686
Play and Sport Areas												
Play Areas												
137	Swing Sets North of the Basketball Court	Ext.		Play Areas	N/A		Accessible route not provided to playground Accessible route not provided around playground Accessible route not provided to play components	- - -	Install an accessible route to and around the playground. (Cost estimate for 430' long, 4' wide asphalt route.) Provide a compliant impact-attenuating surface to and around the play components. (Cost estimate for 1,380 sq. ft. of poured in place rubber surface.)	1	36520	\$36520
138	Southwest Playground	Ext.		Play Areas	N/A		Accessible route not provided around playground Accessible route not provided to play components	- -	Provide an accessible route around the play area. (Cost estimate for 144' long 4' wide asphalt route, including a route to the bench.) Provide a compliant impact-attenuating surface to and around the play components. (Cost estimate for 1,344 sq. ft. of poured in place rubber surface.)	1	24576	\$24576






**Town of Sudbury
Haynes Elementary School**

ID	Location	Floor	Room	Element	Type	Photo	Issues	Current Measure	Recommendations	Quantity	Price	Cost Estimation
Field												
139	Soccer Field	Ext.		Field	Soccer		Field not connected to an accessible route	-	Provide an accessible route to each soccer field. (Cost estimate for 80' long by 4' wide stone dust route.)	1	2560	\$2560
140	Baseball Field	Ext.		Field	Baseball		Field not connected to an accessible route	-	Provide an accessible route to the field. (Cost estimate for 60' long, 4' wide asphalt route.)	1	2400	\$2400
Overall Review												
141	Accessible Shower Across From Health Office	1	14						Note: Shower room was unable to be surveyed.	1	-	\$0
Best Practice												
142	Lead Teacher Office, Vice Principal's Office, Psychologist Office	1							Recommend providing a sign at all permanent rooms where a sign is not provided.	3	-	\$0



**Town of Sudbury
Haynes Elementary School**

ID	Location	Floor	Room	Element	Type	Photo	Issues	Current Measure	Recommendations	Quantity	Price	Cost Estimation
143	Auditorium/ Cafeteria	1							Recommend providing a sign at all permanent rooms where a sign is not provided.	1	-	\$0
144	Corridor Stairs to Stage	1							Recommend providing designation signage with raised characters and braille at all permanent rooms lacking signage. Recommend providing directional signage to the accessible route to the stage.	1	-	\$0
145	Stage Ramp Door Across From Music Room	1							Recommend providing designation signage with raised characters and braille at all permanent rooms lacking signage.	1	-	\$0
146	ESL/LLI	1							Recommend providing designation signage with raised characters and braille at all permanent rooms lacking signage.	1	-	\$0
147	Corridor	1							Recommend locating some hooks in the main corridor within recommended children's reach ranges between 40" and 44" high for students in the kindergarten through the fifth grade.	1	-	\$0

**Town of Sudbury
Haynes Elementary School**

ID	Location	Floor	Room	Element	Type	Photo	Issues	Current Measure	Recommendations	Quantity	Price	Cost Estimation
148	Learning Center Storage Shelves for K-3	1	27						It is good example to see height adjustable shelving.	1	-	\$0
149	Partners Program (Grades 3-5)	1	8						Individual workspaces for children can fold down behind cubicle walls. This feature is very useful for students with learning disabilities.	1	-	\$0
150	Exit Door 16	Ext.	13						Recommend providing an accessible walkway from each ground level classroom exit door.	1	-	\$0
151	Southwest Playground Gate	Ext.							Recommend providing a 10" high solid surface kickplate on the push side of the gate to the southwest playground.	1	-	\$0
152	Swing Sets North of the Basketball Court	Ext.							Good example to see a variety of swings in this swingset area.	1	-	\$0

**Town of Sudbury
Haynes Elementary School**

ID	Location	Floor	Room	Element	Type	Photo	Issues	Current Measure	Recommendations	Quantity	Price	Cost Estimation
153	Picnic Table With Chess Board	Ext.						-	Recommend providing a 48" wide accessible route around entire picnic table at each accessible picnic table.	1	-	\$0
154	Seating Area by Birdbath on Northeast Side by the Main Entrance	Ext.						-	Recommend providing a 36" x 48" space alongside one bench positioned so that a person using a wheelchair can sit shoulder to shoulder with someone seated on the bench. Recommend providing a variety of benches, including benches with backs and armrests.	1	-	\$0