

Cold Brook Crossing Permanent Stone Entry Wall

Exact fonts, type, colors, and dimensions are approximate.
Final sign designs to be approved by the owner.

- Dimensions - as noted
- Font - Cold Brook Crossing - Caslon3 Bold - 667pt. - 7”H x 157”W
Caslon3 Bold - 400pt. - 4.2”H x 62”W
- Colors - Sign Backgrounds: Painted; Flat luster; PMS Warm Grey 2C
Lettering: Carved; Black - Painted; Flat luster
12pt carved rule; Black - Painted; Flat luster
- Materials - 2” - 165” x 22” Sign Core (synthetic) - Permanent signage



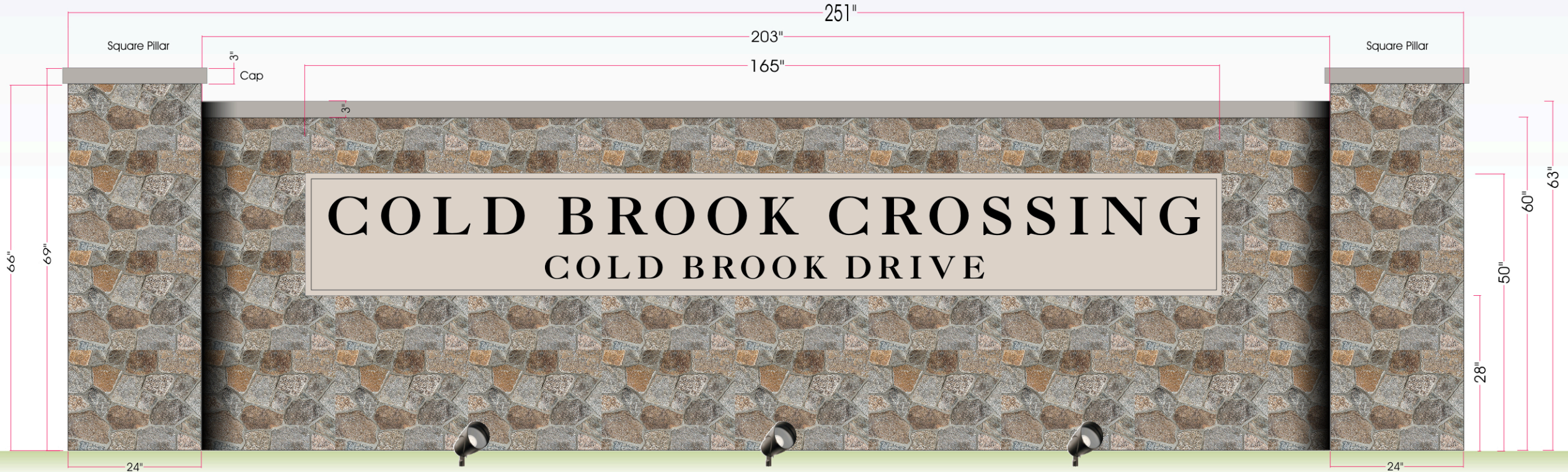
CARVED MDO SIGN PANEL, INSET INTO STONE.

KICHLER LANDSCAPE - MR 16 FLOOD 60° SPREAD OZ
28312 (OLDE BRONZE)
5-WATT(40 WATT EQUIVALENT) LOW VOLTAGE LED
LANDSCAPE FLOOD LIGHT OR EQUAL



PROVIDE UPLIGHTING WITH ELECTRICAL
FOR SIGN FROM LANDSCAPE BED, COORDINATE WITH OWNER. SUBMIT SHOP DRAWINGS
FOR APPROVAL PRIOR TO INSTALLATION.

NEW ENGLAND FIELDSTONE MOSAIC FACADE AND GRANITE CAP
3” GRANITE CAP W/ 1” OVERHANG
ON ALL SIDES (TYP)



Cold Brook Crossing Permanent Stone Entry Wall

Exact fonts, type, colors, and dimensions are approximate.
Final sign designs to be approved by the owner.

- Dimensions - as noted
- Font - Cold Brook Crossing - Caslon3 Bold - 666pt. - 7"H x 157"W
Caslon3 Bold - 398pt. - 4.2"H x 85"W
Caslon3 Bold - 398pt. - 4.2"H x 79"W
- Colors - Sign Backgrounds: Painted; Flat luster; PMS Warm Grey 2C
Lettering: Carved; Black - Painted; Flat luster
12pt carved rule; Black - Painted; Flat luster
- Materials - 2" - 165" x 24" Sign Core (synthetic) - Permanent signage



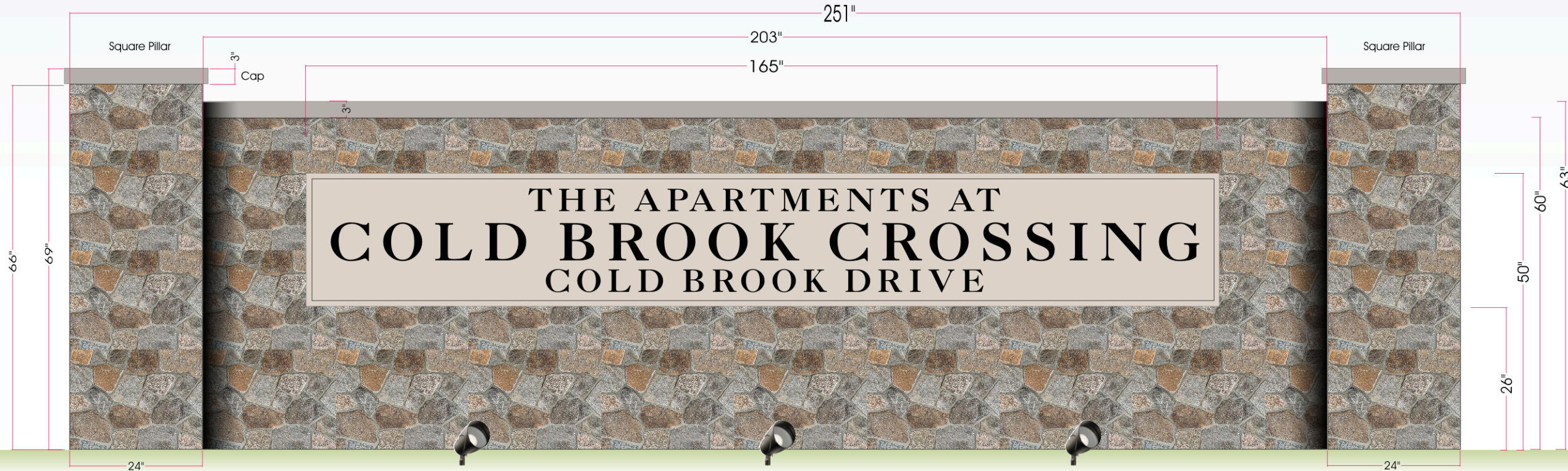
CARVED MDO SIGN PANEL, INSET INTO STONE.

KICHLER LANDSCAPE - MR 16 FLOOD 60° SPREAD OZ
28312 (OLDE BRONZE)
5-WATT(40 WATT EQUIVALENT) LOW VOLTAGE LED
LANDSCAPE FLOOD LIGHT OR EQUAL



PROVIDE UPLIGHTING WITH ELECTRICAL
FOR SIGN FROM LANDSCAPE BED. COORDINATE WITH OWNER. SUBMIT SHOP DRAWINGS
FOR APPROVAL PRIOR TO INSTALLATION.

NEW ENGLAND FIELDSTONE MOSAIC FACADE AND GRANITE CAP
3" GRANITE CAP W/ 1" OVERHANG
ON ALL SIDES (TYP)



Cold Brook Crossing

Permanent Stone Pillar

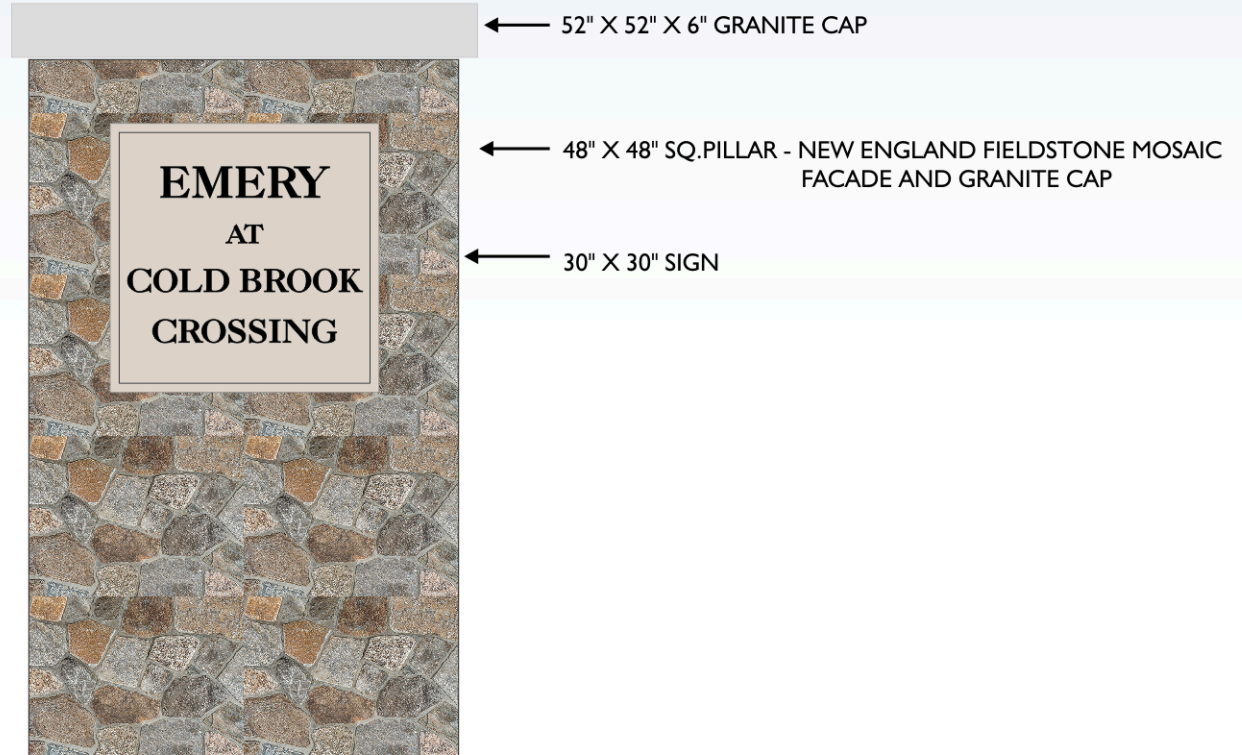
Entrance Sign
78" x 48" x 48"



Exact fonts, type, colors, and dimensions are approximate.
Final sign designs to be approved by the owner.

- Dimensions - as noted
- Font - Cold Brook Crossing - Caslon3 Bold - 278pt. - 6"H x 132.25"W
- Colors - Sign Backgrounds:
STONE Granite - 30"x 30" edge top and bottom
Lettering: - Carved
- Materials - Stone Pillar Permanent signage

JOINTS IN THE FACE OF
FIELDSTONE MASONRY
SHALL BE APPROX. 1"
MAX. WITH MORTAR
HELD BACK 3" FROM
FACE OF WALL.
VERTICAL FIELDSTONE
MASONRY SHALL BE NO
LARGER THAN 1/2"

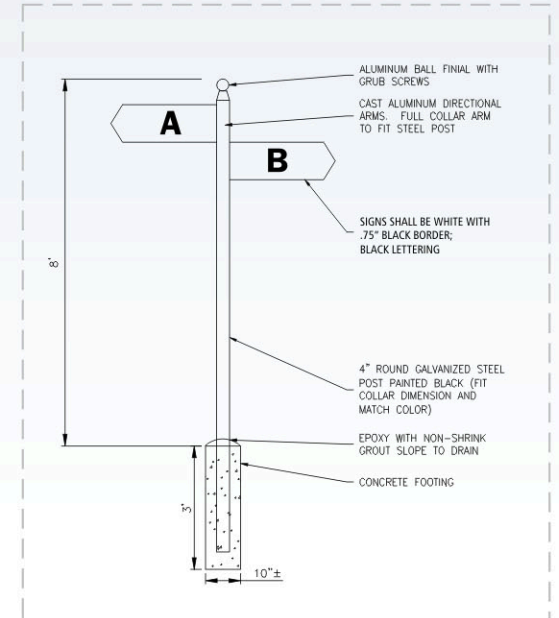
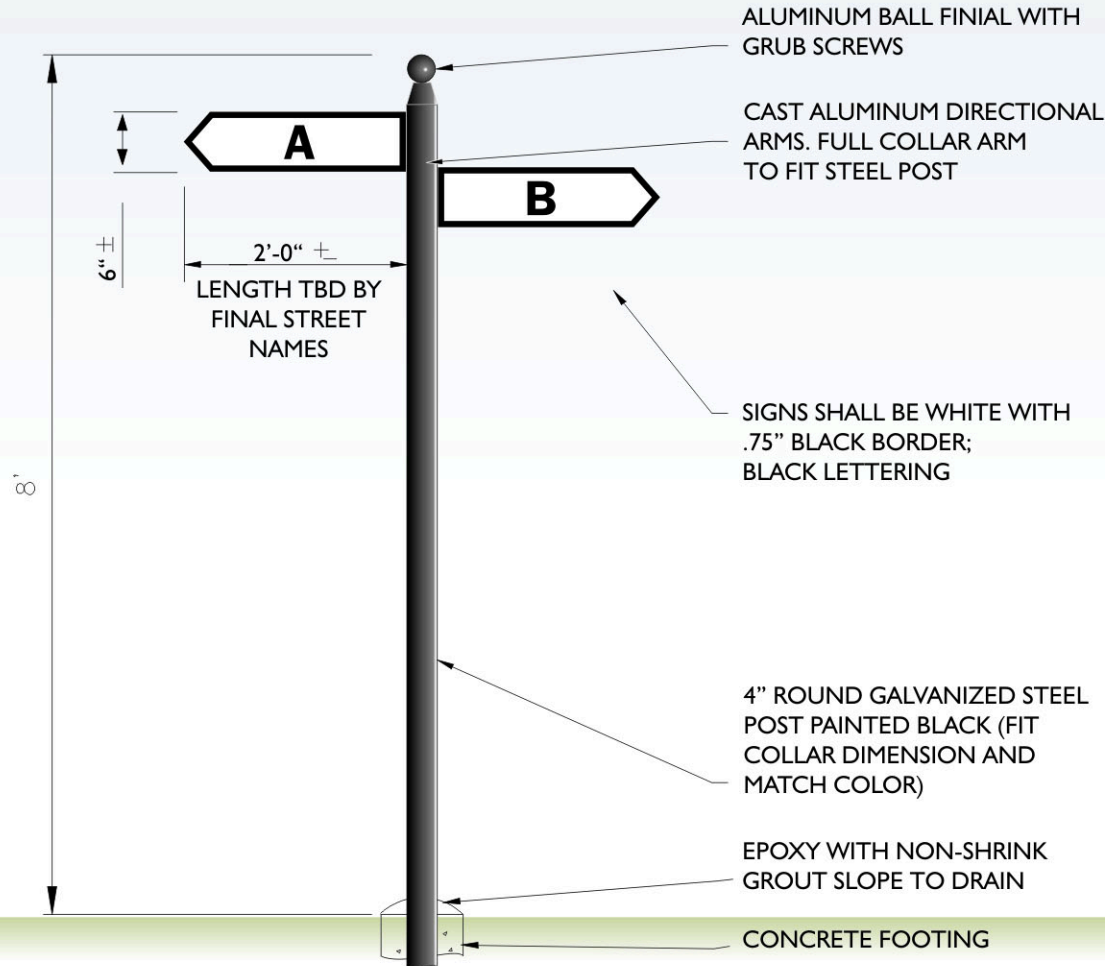


Cold Brook Crossing Street Sign Detail

Not To Scale



Exact fonts, type, colors, and dimensions are approximate.
Final sign designs to be approved by the owner.



Cold Brook Crossing Signage

Temporary Marketing Signage

Exact fonts, type, colors, and dimensions are approximate.
Final sign designs to be approved by the owner.

- Dimensions - as noted
- Font - "BrownTT", Normal; Bold
- Colors - Sign Backgrounds:
 - Sherwin Williams – "Naval"; PMS540; "Cardinal" PMS1807
 - Sherwin Williams – "CALYPSO 6950"; PMS7466
- Lettering: White - Vinyl cut
- Materials - 1/2" OSB temporary signage
4"x 4" with black PVC wrap
& mansard cap



Temporary Marketing Signage

B



Cold Brook Crossing Signage

Temporary Pines Marketing Signage

- Dimensions - as noted
- Font - "BrownTT", Normal; Bold
- Colors - Sign Backgrounds:
Sherwin Williams - "Naval"; PMS540
Lettering: White - Vinyl cut
- Materials - 1/2" OSB temporary signage
4"x 4" with black PVC wrap
& mansard cap

Exact fonts, type, colors, and dimensions are approximate.
Final sign designs to be approved by the owner.



Cold Brook Crossing Signage

Apartment Leasing Signage

- Dimensions - as noted
- Font - "BrownTT", Normal; Bold
- Colors - Sign Backgrounds:
Sherwin Williams - "Cardinal"; PMS1807
Lettering: White - Vinyl cut
- Materials - 1/2" OSB temporary signage
4"x 4" with black PVC wrap
& mansard cap

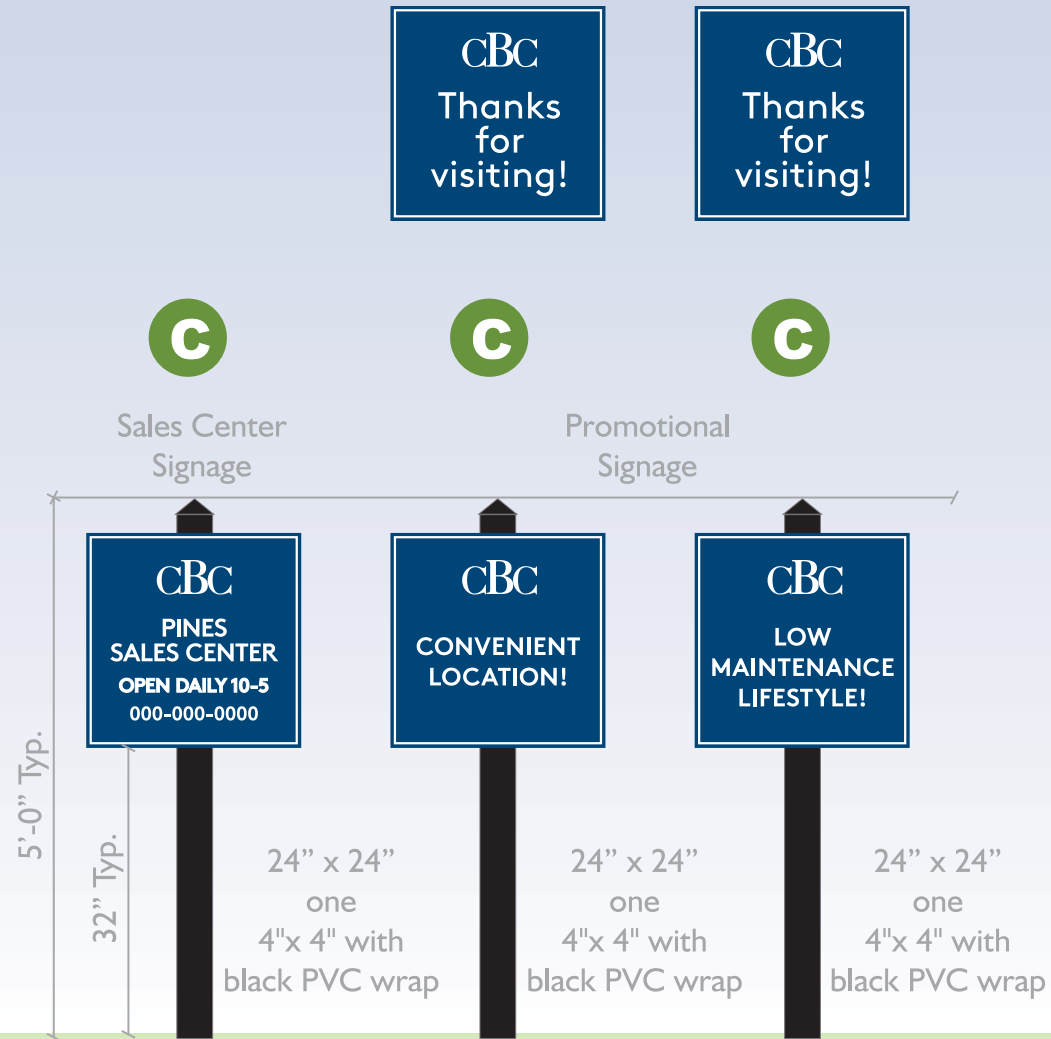
Exact fonts, type, colors, and dimensions are approximate.
Final sign designs to be approved by the owner.



Cold Brook Crossing Signage

Temporary Pines Marketing Signage

Exact fonts, type, colors, and dimensions are approximate.
Final sign designs to be approved by the owner.



- Dimensions - as noted
- Font - "BrownTT", Normal; Bold
- Colors - Sign Backgrounds: Sherwin Williams - "Naval"; PMS540
Lettering: White - Vinyl cut
- Materials - 1/2" OSB temporary signage
4"x 4" with black PVC wrap & mansard cap

Cold Brook Crossing Temporary Emery Marketing Signage

Exact fonts, type, colors, and dimensions are approximate.
Final sign designs to be approved by the owner.

- Dimensions - as noted
- Font - "ITCFranklin", Medium; Demi
- Colors - Sign Backgrounds:
Sherwin Williams – "CALYPSO 6950"; PMS7466
Lettering: White - Vinyl cut
- Materials - 1/2" PVC Permanent signage
4"x 4" with black PVC wrap
& mansard cap

D

EMERY Sales Center

← **ACTIVE ADULT 55+
HOMES FROM THE \$XXX's**

CBC **Coldbrookcrossing.com**
000-000-0000

46" Typ.

Large
Directional
48" x 96"
two posts

D

Sales Office
Signage

CBC

WELCOME TO
**THE EMERY
SALES CENTER**
ACTIVE ADULT 55+

COLDBROOKCROSSING.COM


40" Typ.

36" x 60"
one
4"x 4" with
black PVC wrap

Cold Brook Crossing Permanant Wayfinding Signage

Exact fonts, type, colors, and dimensions are approximate.
Final sign designs to be approved by the owner.

- Dimensions - as noted
- Font - "Sans Condensed Bold"; "Caslon 3"
- Colors - Sign Backgrounds: White
Sherwin Williams – match PMS Black
Lettering & Arrows: Black - Vinyl cut
- Materials - 1/2" PVC Permanent signage
4"x 4" with black PVC wrap
& mansard cap



Cold Brook Crossing Temporary Emery Marketing Signage

Exact fonts, type, colors, and dimensions are approximate.
Final sign designs to be approved by the owner.

- Dimensions - as noted
- Font - "ITCFranklin", Medium; Demi
- Colors - Sign Backgrounds:
Sherwin Williams – "CALYPSO 6950"; PMS7466
Lettering: White - Vinyl cut
- Materials - 1/2" PVC Permanent signage
4"x 4" with black PVC wrap
& mansard cap



Cold Brook Crossing Temporary Signage

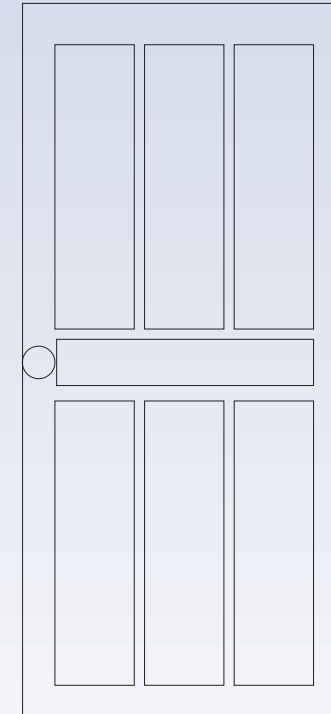
Exact fonts, type, colors, and dimensions are approximate.
Final sign designs to be approved by the owner.

- Dimensions - as noted
- Font - "BrownTT", Normal; Bold
- Colors - Sign Backgrounds:
Sherwin Williams - "Naval"; PMS540
Lettering: White - Painted
- Materials - 1/2" PVC Permanent signage
4"x 4" with black PVC wrap

Construction Trailer Signage



30" x 42"
attached



8'-0" Typ.

HARD HAT **AREA**

**ALL VISITORS
AND
CONTRACTORS
MUST REPORT TO THE
CONSTRUCTION OFFICE**

48" x 48"
two posts
4"x 4" with
white PVC wrap

Cold Brook Crossing Signage Location Plan

Exact fonts, type, colors, and dimensions are approximate.
Final sign designs to be approved by the owner.

- A** Clubhouse Sign
- B** Temporary Marketing Signage
- C** Temporary Pines Marketing Signs
- C1** Apartment Leasing Signs
- D** Temporary Emery Marketing Signs
- E** Cold Brook Crossing Entrance Sign and Wall
- E2** The Apartments at Cold Brook Crossing Entrance Sign and Wall
- F** Emery Entrance Piers
- G** Temporary Construction Signs
- H1** Wayfinding Sign
- H2** Wayfinding Sign
- H3** Wayfinding Sign
- S** Street Sign

