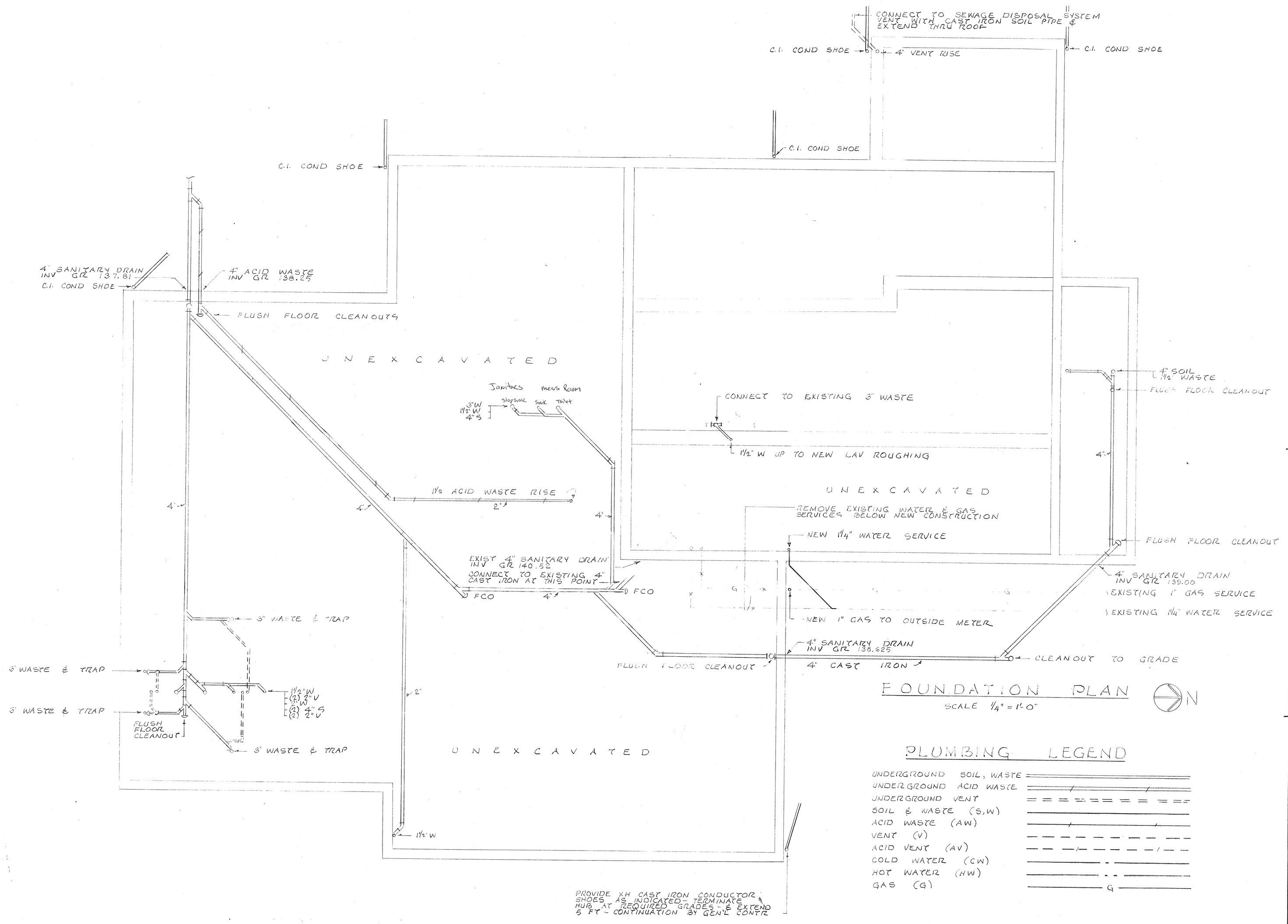

FOUNDATION PLAN

SCALE 1/4" = 1'-0"

PLUMBING LEGEND

UNDERGROUND SOIL, WASTE	
UNDERGROUND ACID WASTE	
UNDERGROUND VENT	
SOIL & WASTE (S,W)	
ACID WASTE (AW)	
VENT (V)	
ACID VENT (AV)	
COLD WATER (CW)	
HOT WATER (HW)	
GAS (G)	G

GENERAL NOTES

1. CONTRACTOR VERIFY ALL DIMENSIONS AT BUILDING

REV. NO.	DESCRIPTION	DATE	BY

ARTHUR EUGENE SULLIVAN No. 9177 REGISTERED PROFESSIONAL ENGINEER COMMONWEALTH OF MASSACHUSETTS

ALTERATIONS & ADDITIONS
POLICE STATION
SUDBURY, MASS.

KUBITZ & PEPI
ARCHITECTS INC.
66 CENTRAL STREET WELLESLEY MASS.

FOUNDATION PLAN

SCALE 1/4" = 1'-0"	CONTRACT
DATE AUG 28, 1980	DRAWING NO
DR BY R.L.H.	P1
CH BY E.F.B.	
SHEET 19 OF 58	

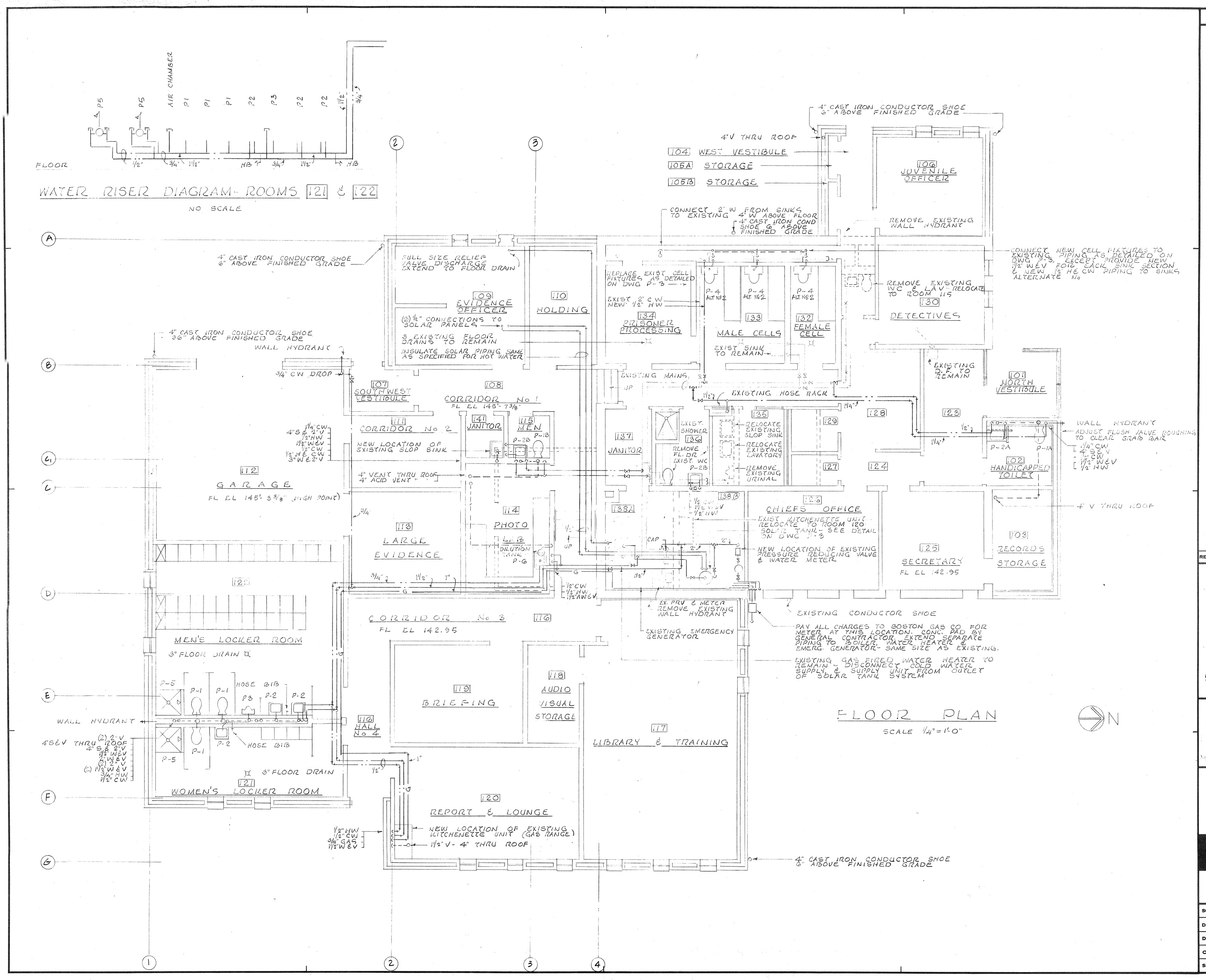

GENERAL NOTES

1. CONTRACTOR VERIFY ALL DIMENSIONS AT BUILDING

REV. NO.	DESCRIPTION	DATE	BY

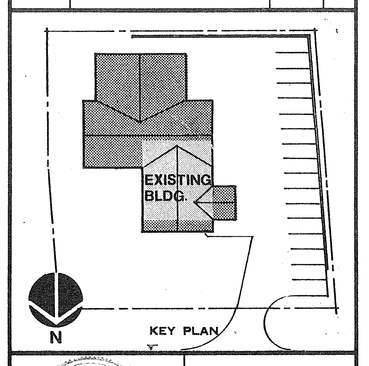

ALTERATIONS & ADDITIONS
POLICE STATION
SUDBURY, MASS.

KUBITZ & PEPI
ARCHITECTS INC.
66 CENTRAL STREET WELLESLEY MASS.

FLOOR PLAN

SCALE 1/4" = 1'-0"	CONTRACT
DATE AUG 28, 1980	DRAWING NO.
DR BY R.L.H.	P2
CH BY E.F.B.	
SHEET 20 OF 28	

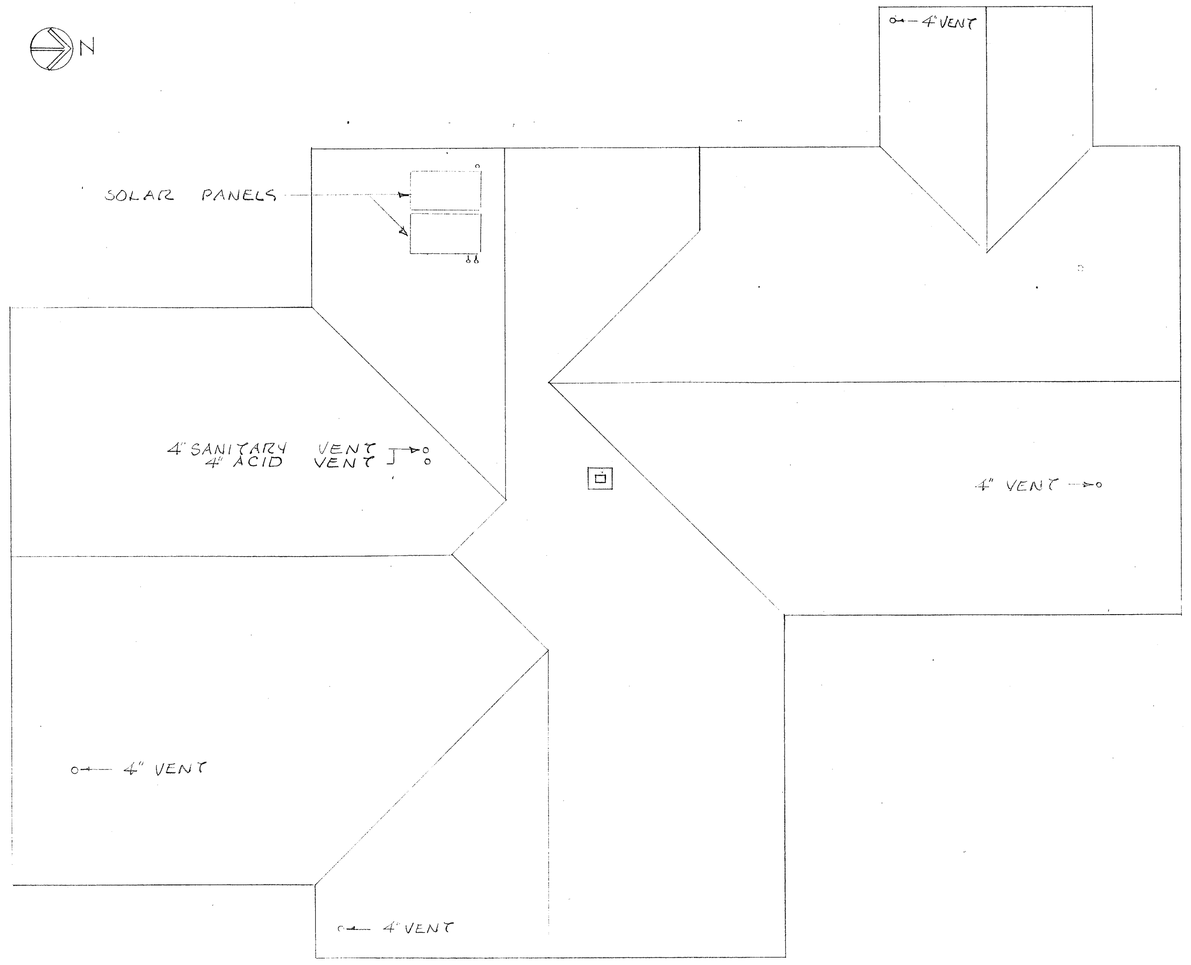

ROOF PLAN

SCALE 1/8" = 1'-0"

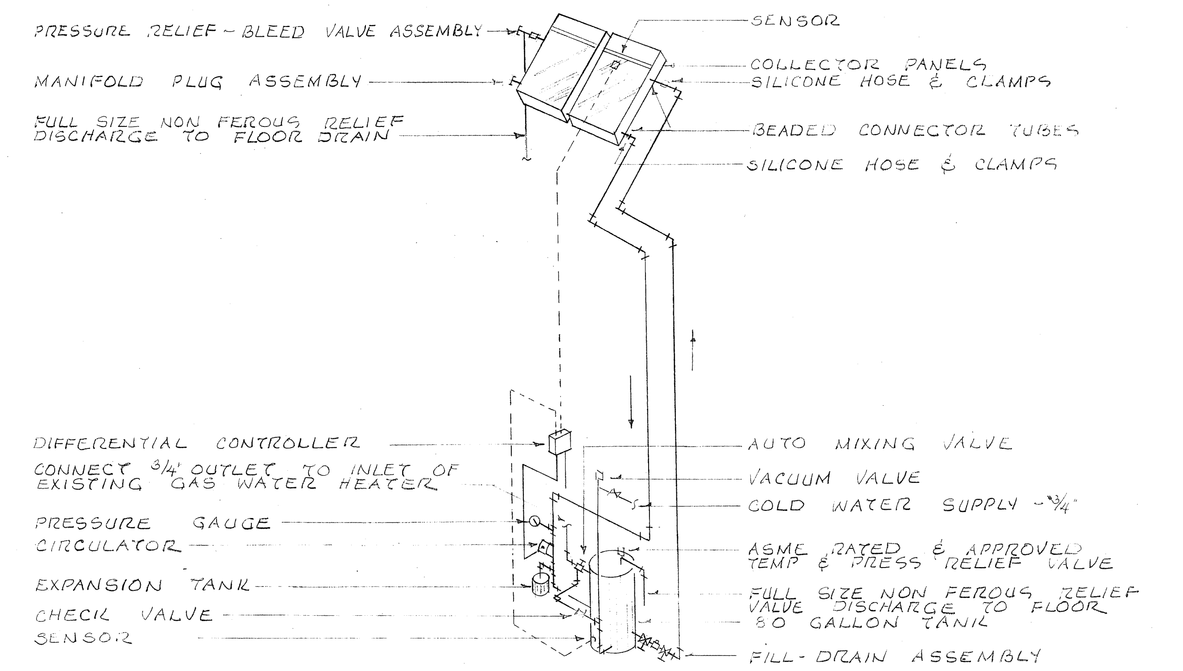

DETAIL OF SOLAR WATER HEATING SYSTEM

NO SCALE

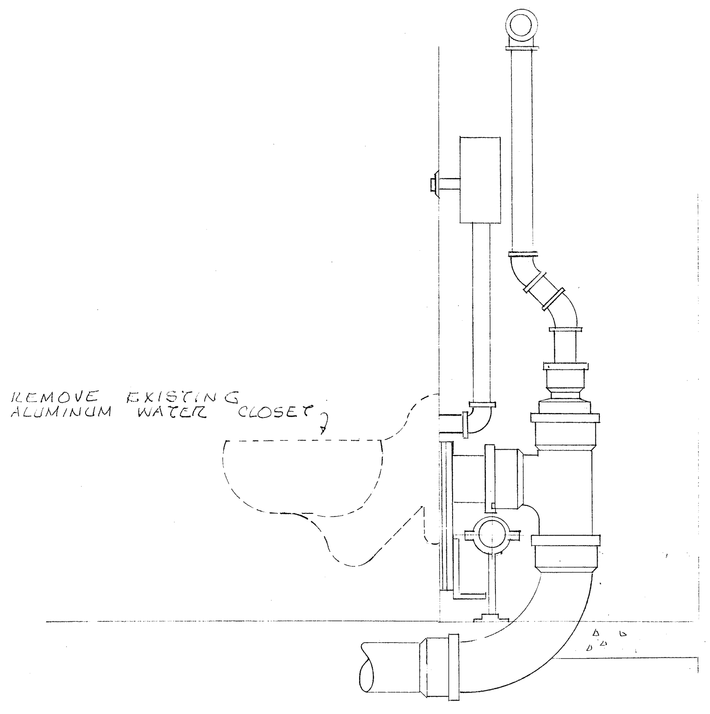

EXISTING

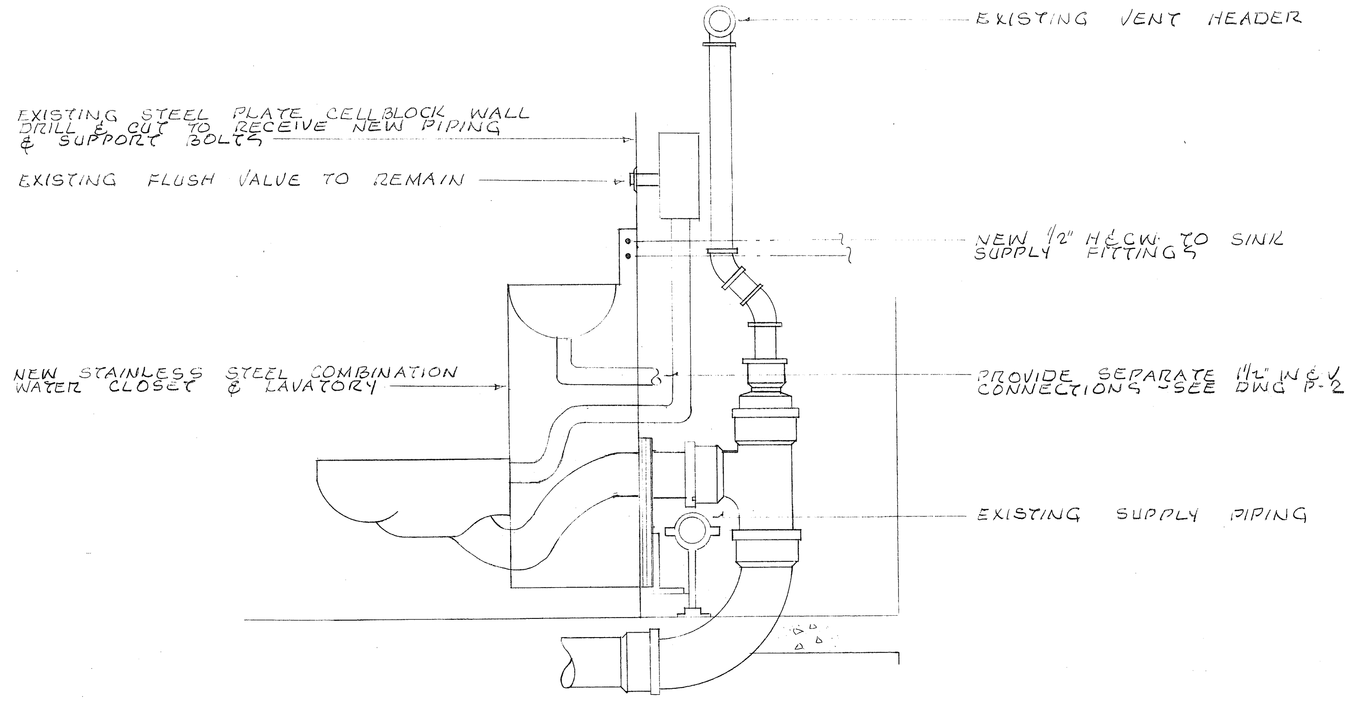

NEW

DETAILS OF NEW CELL FIXTURE INSTALLATION

SCALE 1 1/2" = 1'-0"

(ALTERNATE No 2)

GENERAL NOTES

1. CONTRACTOR VERIFY ALL DIMENSIONS AT BUILDING

REV. NO.	DESCRIPTION	DATE	BY

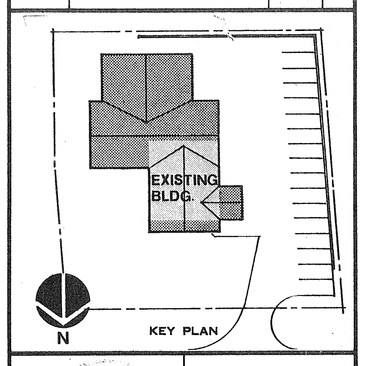

ALTERATIONS & ADDITIONS
POLICE STATION
SUDBURY, MASS.

KUBITZ & PEPI
ARCHITECTS INC.
66 CENTRAL STREET WELLESLEY MASS.

ROOF PLAN & DETAILS

SCALE AS NOTED	CONTRACT
DATE AUG 28, 1980	DRAWING NO
DR BY R.L.H	P3
CH BY E.F.B.	
SHEET 21 OF 28	

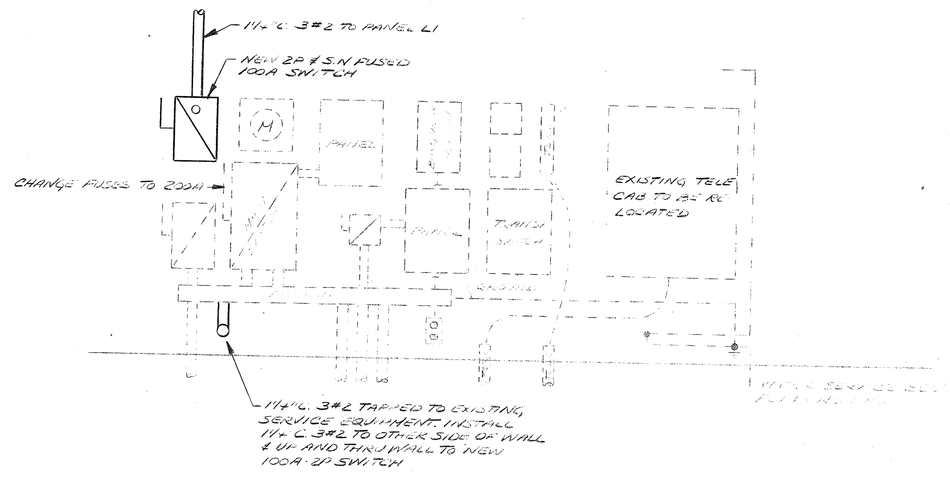

ELEVATION of ELECTRIC SERVICE EQUIPMENT

NTS

NOTE: NEW PANEL L1 SHALL BE MINIMUM 20" BOX 120/240 V DIST. SYSTEM, 1 PHASE 3 WIRE RATED 100 AMP. AND SHALL INCLUDE 1-20 AMP 1 POLE AND 38-SP 20 AMP. CIRCUIT BREAKERS.

FIXTURE SCHEDULE

FURNISH AND INSTALL ALL FIXTURES, COMPLETE WITH ACCESSORIES TO MEET JOB CONDITIONS REFER TO ARCHITECTURAL ROOM FINISH SCHEDULES AND DETAILS.

BASIC FIXTURE LETTERS

MOUNTING	INCAND OR HID	FLUORESCENT	EXIT SIGNS		
CEILING	C	FC	EC		
RECESSED	R	FR	ER		
WALL	W	FW	EW		
S SPENDED AS DIRECTED BY ARCH.	S	FS	ES		

DETAIL	LETTER	MANUFACTURER	CAT. NO.	LAMP WATTS	LAMP TYPE	REMARKS
2'x2'SQ.	FC	LIGHTOLIER	1553W	2-40W	FLUORESCENT	2'x2'
	FC6	METALUX	2MR-2W1	2-40W	FLUORESCENT	2'x2'
	FC1	METALUX	CC-242A	2-35	FLUORESCENT	
	FC2	METALUX	3TCC-270W	4-35	FLUORESCENT	
	FC3	METALUX	1C-248-HO	2-60	FLUORESCENT	
	C1	PRESCOLITE	7312	75	I.C.	
	FW2	MARKSTONE	4420-73	2-20	FLUORESCENT	LESS SWITCH, WITH RECEPTACLE
	FW	MARKSTONE	4420-73	2-20	FLUORESCENT	LESS SWITCH & RECEPTACLE
	FW1	MARKSTONE	6440-73	2-35	FLUORESCENT	LESS SWITCH & RECEPTACLE
	R	MARKSTONE	W-100-31-K	150	I.C.	
	CB	ARROW HART	111	100	I.C.	
EXIT	EW	MARKSTONE	1436	2-20	C/E	
	W	MARKSTONE	WALL 3135	100	M.V.	
	C	AERO	SN2033-2	Neon		
	W1	PERFECLITE	FLOODLIGHT	250W	I.C.	
	W2	MARKSTONE	5560			

FIXTURE "W" STANCO NO V4W102-MH: 2-100-W-ST R-10 SS-H160 POLE. 30" FOUNDATION TO FLOOR. 18" C-33 D. CONCRETE CURB. PROVIDE MULTI-MERCURY LAMPS.

FIXTURE "C" STANCO NO 2P40-L, FYS BOX COVER, MW LE-100 CONCRETE LIGHT BOX WITH MOLD IN WIN SPIKES. PROVIDE 75W R-30 FLOOD LAMPS

NOTE: PROVIDE DETACHED BALLASTS FOR ALL FLUOR. BULBS. FOR WALL PROVIDE ALL FLUORESCENT FIXTURES WITH LOW WATT LAMPS. REPLACE ALL INCAND. PROVIDE REGULAR LAMPS W. ROYAL WHITE LAMPS

SYMBOLS

LIGHT OUTLET AND FIXTURE - LETTER REFERS TO FIXTURE SCHEDULE

- CRS ○ CEILING - SURFACE OR SUSPENDED
- R ▢ CEILING - RECESSED
- W ○ WALL - BRACKET OR FLUSH
- F ▭ FLUORESCENT
- E ⊗ EXIT
- FLOODLIGHT
- EMERGENCY - ELS # RWS - 25

TUMBLER SWITCHES - 4' UP 4'-0" EXCEPT AS NOTED - CAT. No's ARE A.H. & H. Co.

- SINGLE POLE
- MULTI - GANG
- 2 TWO - POLE
- 3 THREE - WAY
- 4 FOUR - WAY
- P SINGLE POLE WITH PILOT LIGHT - CAT "1711 W/ "37 RED JEWEL
- T SINGLE POLE WITH THERMAL ELEMENT
- TP DE STA. MANUAL MOTOR STARTER WITH THERMAL ELEMENT AND PILOT LIGHT
- NL SINGLE POLE "NIGHT LIGHT CONTROL" "1891 OR "1991
  ON-OFF MOMENTARY CONTACT TOGGLE SWITCH - ASCO "173A8
- D DIMMER

CONDUIT RUNS: (REFER TO SPECIFICATIONS)

- IN CEILING SLAB OR HUNG CEILING
- IN FLOOR SLAB
- CONCEALED TO SWITCH
- EXPOSED
- FLEXIBLE
- TURNING UP
- TURNING DOWN
- 4W-2 HOMERUN TO PANELBOARD "L1" - CIRCUITS "1" & "2"
- E EMERGENCY

CONVENIENCE OUTLET - 4' UP 18" EXCEPT AS NOTED:

- DUPLEX 20A. "5735
- C DUPLEX 20A. "5735 - MOUNTED ABOVE COUNTER
- 4 DUPLEX 20A. "5735 - 4' UP 4'-0"
- DUPLEX 20A. WEATHERPROOF WITH GROUND FAULT PROTECTION "SQUARE D" CAT. "GFR-12014-B RECEPT. & "1960 COVER
- DUPLEX GROUND FAULT. A.H. "1591 F
- 230V - 2P - 3W GND RECEPTACLE A.H. 5361

MISCELLANEOUS

- LIGHTING and/or POWER PANELBOARD
- TERMINAL STRIP CABINET
- JUNCTION BOX
- MOTOR OUTLET
- DISCONNECT SWITCH FUSED
- DISCONNECT SWITCH UNFUSED
- SINGLE GANG ADJUSTABLE FLOOR BOX — TWO GANG — THREE GANG
- D.B. DOOR BELL
- BELL TRANSFORMER
- BUZZER
- W.P. PUSHBUTTON "WP" INDICATES WEATHERPROOF
- N.E.T. & T. Co. OUTLET 8' UP 18"
- N.E.T. & T. Co. OUTLET 8' UP 9'-9"
- PLUGMOLD - No 2100, 2 CIRCUIT, OUTLETS 2'-0" C.
- ASTRONOMICAL TIME CLOCK - EXTERIOR LIGHTING
- EMERGENCY LIGHTING BATTERY UNIT - ELS # B1250-WL
- PUSH STANCE - DURANE # SP5323/LA5324/1P5-220
- S SURFACE STANCE - DURANE # SP5317/W.S-B
- SELF ATD. ALARM CLOCK - DURANE # 181360
- MARKSTONE - DURANE # 5368
- MAGNETIC SWITCH, EDWARDS # LL (120V)
- CHIME, EDWARDS 330-NST (120V)
- DOOR OPENER, EDWARDS 50-TR (120V)
- NOTIFICATION FIRE ALARM STATION EDWARDS & SIGNALS UP 7'-0"
- FIRE ALARM SIGNAL - AUDIBLE & VISUAL 8' UP 7'-0"
- TIMER - HAVA-TIME 70-003

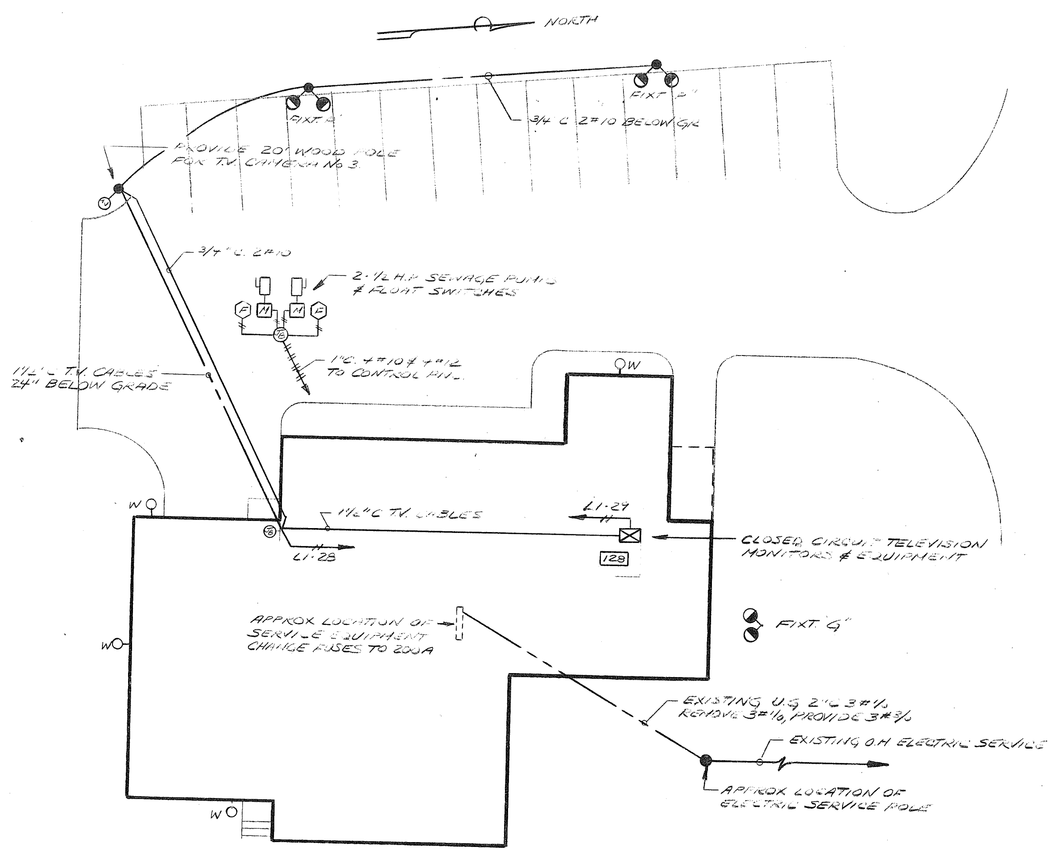

SITE PLAN

1/16" = 1'0"

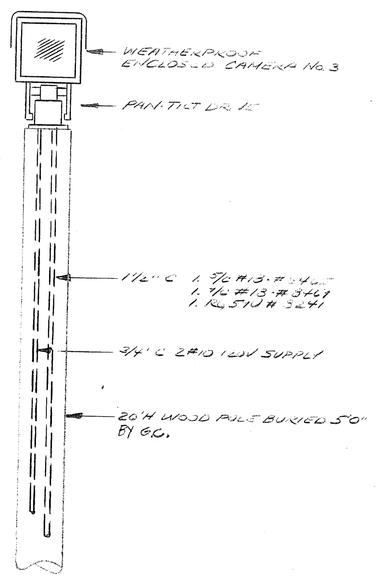

POLE MTD. ZOOM, PAN & TILT TV CAMERA No. 3

GENERAL NOTES

1. CONTRACTOR VERIFY ALL DIMENSIONS AT BUILDING

REV. NO.	DESCRIPTION	DATE	BY

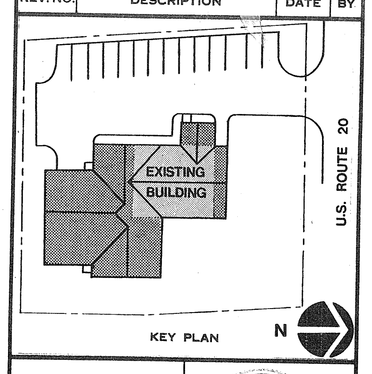

ALTERATIONS & ADDITIONS
POLICE STATION
SUDBURY, MASS.

KUBITZ & PEPI
ARCHITECTS INC.
66 CENTRAL STREET WELLESLEY MASS.

SITE PLAN
SYMBOLS-FIXTURES

SCALE AS NOTED	CONTRACT
DATE AUG. 28, 1980	DRAWING NO
DR BY RG	E-1
CH BY C.A.	
SHEET 15 OF 18	

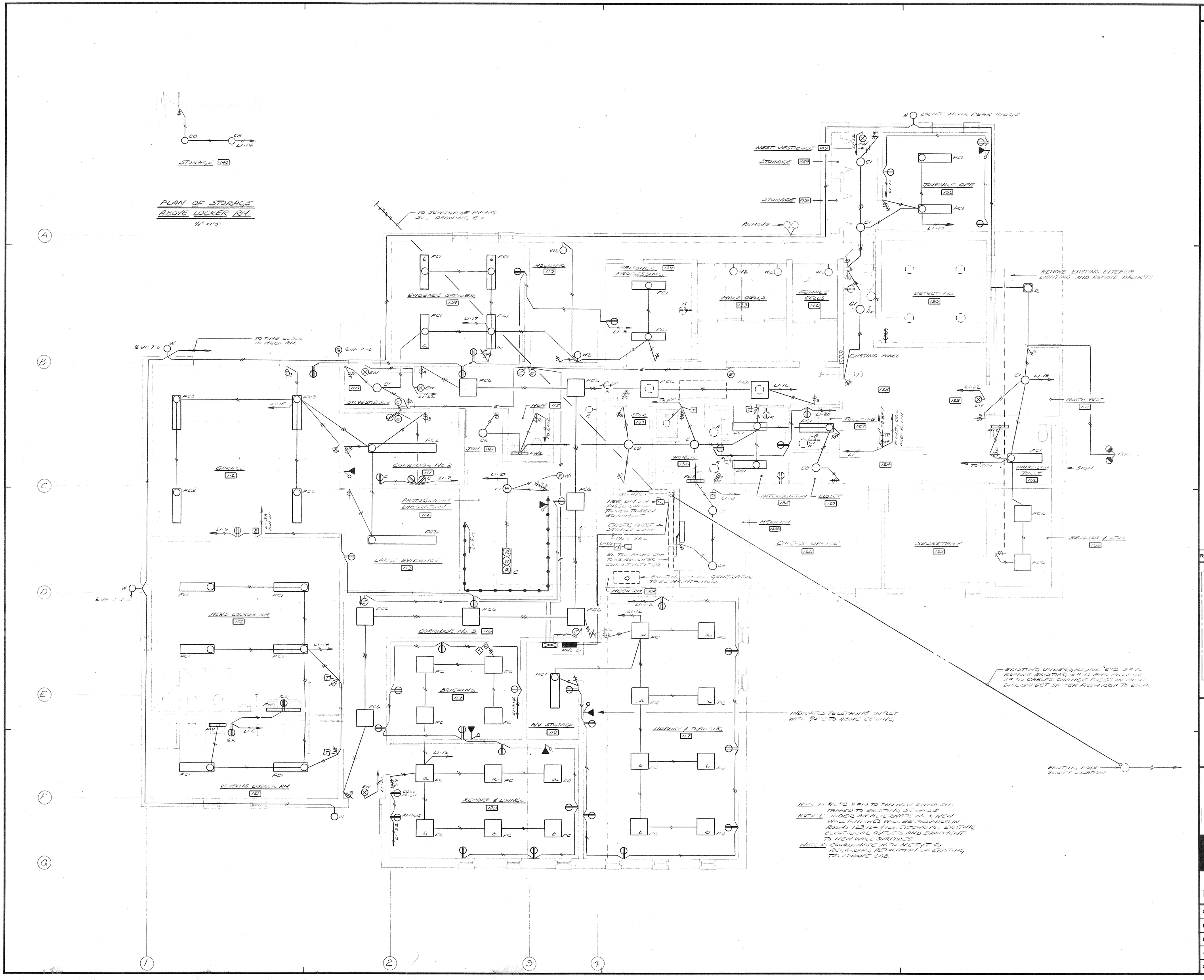

NOTE 1: 3/4" C & #12 TO TWO NEW 20A/1P SW. TAPPED TO EXISTING SERVICE

NOTE 2: UNDER AN ALTERNATE NO. 3, NEW WALL FINISHES WILL BE PROVIDED IN ROOM 123 (4 FLT EXTENTS). EXISTING ELECTRICAL OUTLETS AND SWITCHES TO NEW WALL SURFACES.

NOTE 3: COORDINATE WITH ABOVE IT CO REGARDING RELOCATION OF EXISTING TELEPHONE LINE.

GENERAL NOTES

1. CONTRACTOR VERIFY ALL DIMENSIONS AT BUILDING

REV. NO.	DESCRIPTION	DATE	BY

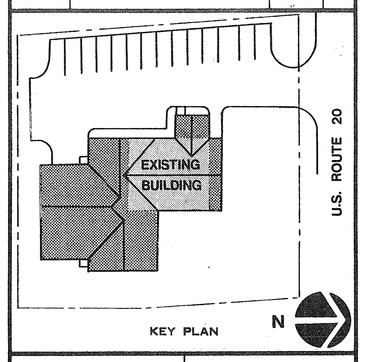

CHARLES H BENT No. 24136 REGISTERED PROFESSIONAL ENGINEER COMMONWEALTH OF MASSACHUSETTS

ALTERATIONS & ADDITIONS
POLICE STATION
SUDBURY, MASS.

KUBITZ & PEPI
ARCHITECTS INC.
66 CENTRAL STREET WELLESLEY MASS.

FLOOR PLAN
LIGHTING - DEVICES

SCALE 1/4" = 1'-0"	CONTRACT
DATE AUG. 28, 1980	DRAWING NO
DR BY N.G.	E-2
CH BY C.B.	
SHEET 26 OF 28	

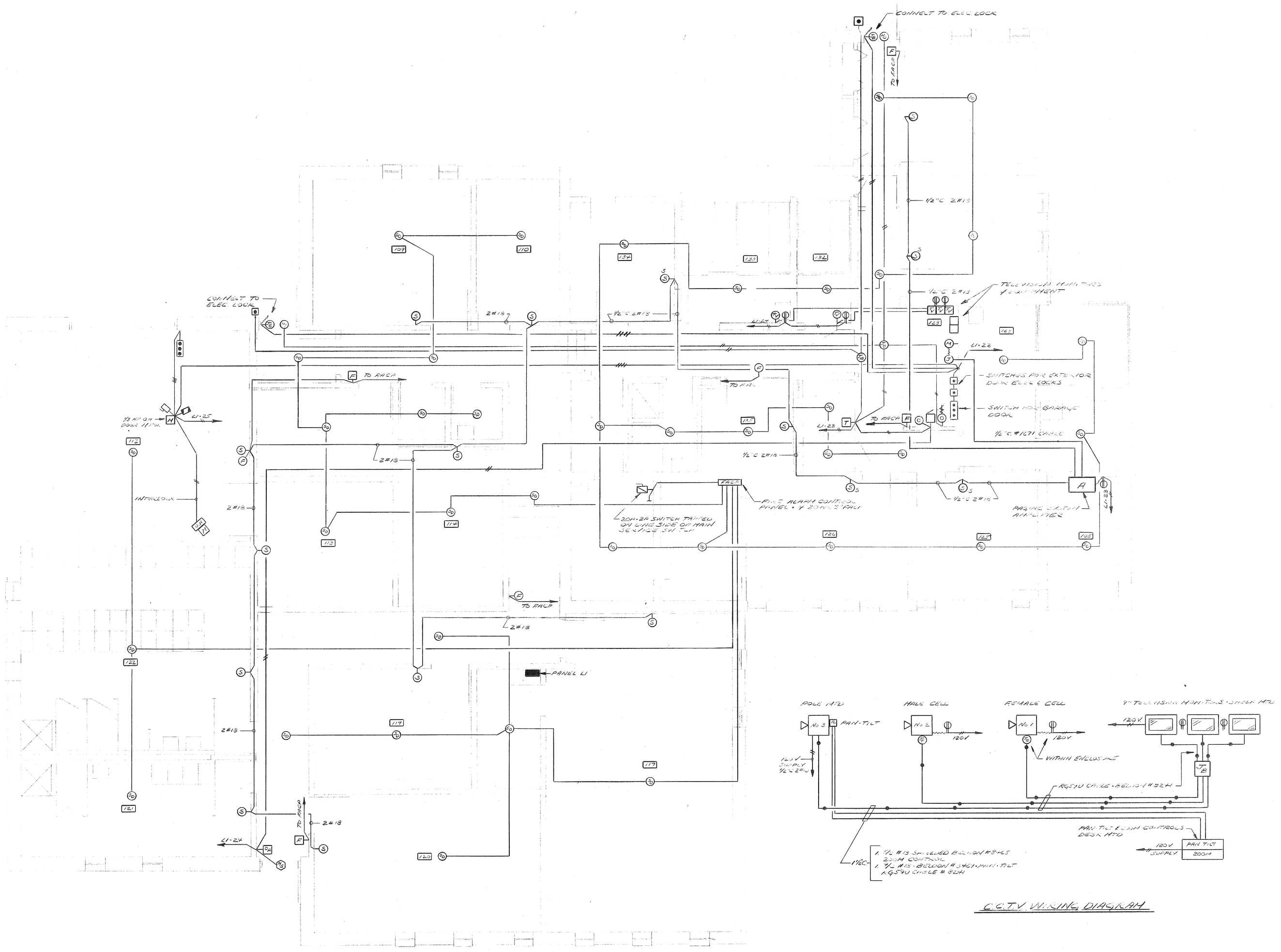

C.C.T.V. WIRING DIAGRAM

GENERAL NOTES

1. CONTRACTOR VERIFY ALL DIMENSIONS AT BUILDING

REV. NO.	DESCRIPTION	DATE	BY

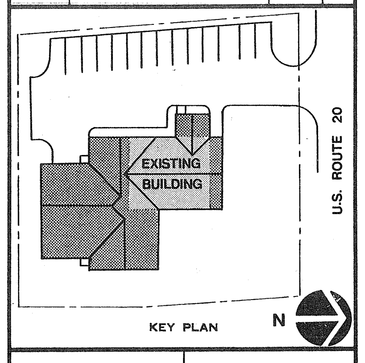

COMMONWEALTH OF MASSACHUSETTS CHARLES H. BENT No 26718 REGISTERED PROFESSIONAL ENGINEER

ALTERATIONS & ADDITIONS
POLICE STATION
SUDBURY, MASS.

KUBITZ & PEPI
ARCHITECTS INC.
66 CENTRAL STREET WELLESLEY MASS.

FLOOR PLAN
F.A., C.C.T.V. P.A. EL. DOORS

SCALE 1/4" = 1'-0"	CONTRACT
DATE AUG. 28, 1980	DRAWING NO
DR BY RG	E-3
CH BY CB	
SHEET 27 OF 28	

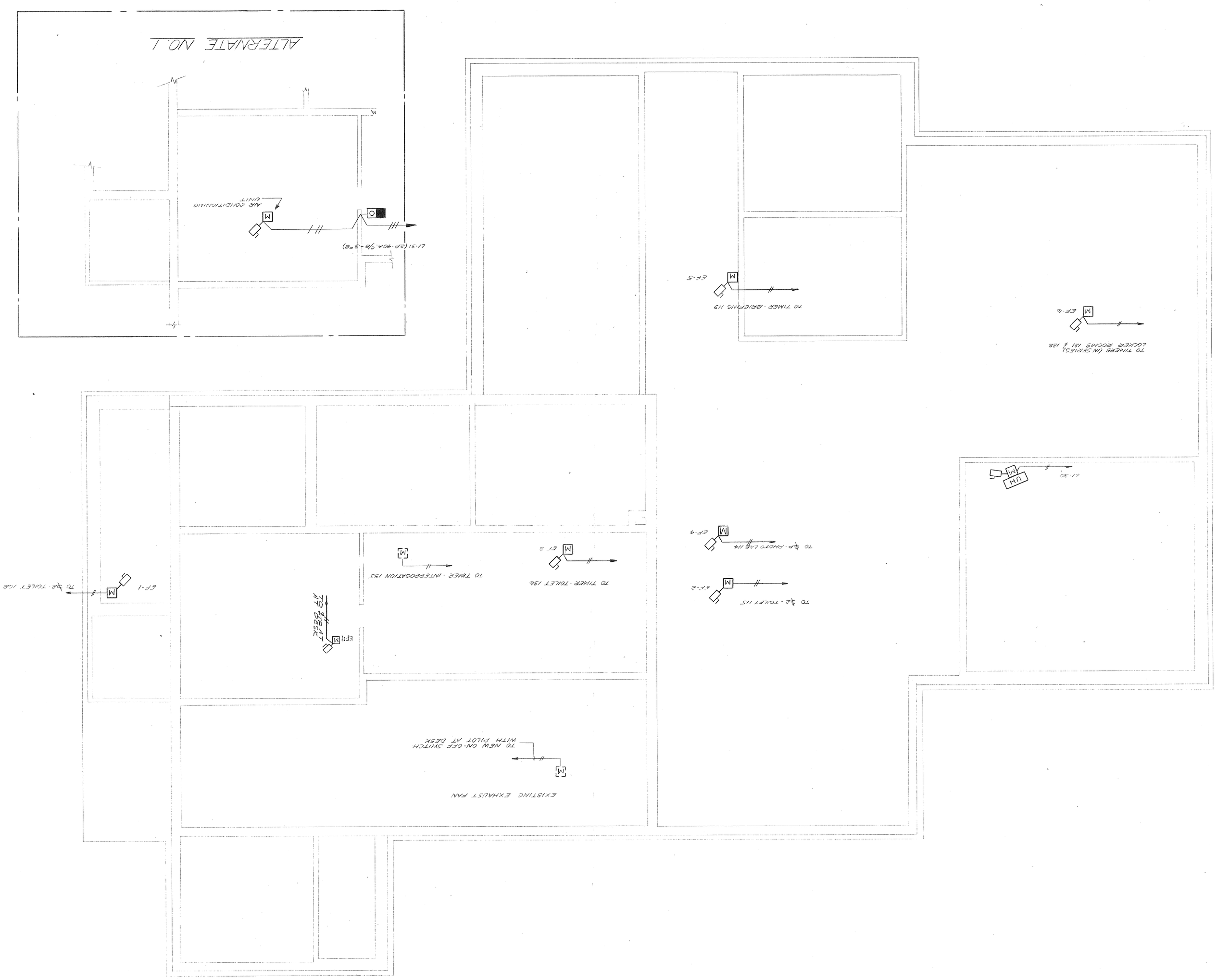

GENERAL NOTES

1. CONTRACTOR VERIFY ALL DIMENSIONS AT BUILDING

REV. NO	DESCRIPTION	DATE	BY

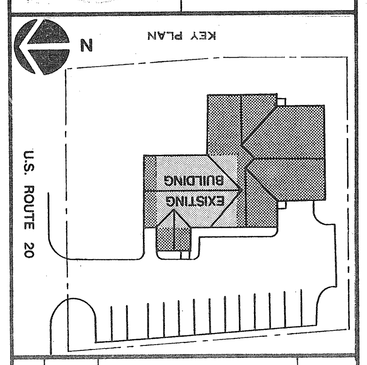

KEY PLAN

ALTERATIONS & ADDITIONS
POLICE STATION
SUDBURY, MASS.

KUBITZ & PEPI
ARCHITECTS INC.
66 CENTRAL STREET WELLESLEY MASS

ATTIC LEVEL PLAN

SCALE 1/8" = 1'-0"	CONTRACT
DATE AUG. 2nd 1980	DRAWING NO
DR BY JMC	E-4
CH BY CHB	
SHEET 26 OF 38	